


Quiltz Quibbler

October, November and December 2011



Contact Us:

13825 N 32nd St,
Suite 8
Phoenix, AZ 85032

602-482-4141

contact@quiltzonline.com
www.quiltzonline.com

Hours:

Monday-Saturday 10a-5p
Tuesday until 3p
Sunday 12p-4p

HOLIDAY HOURS :

Closed

Thanksgiving Day,
Christmas Day
and New Years
Day

November 24,
December 24 and
December 31
10am – 2pm

People keep saying that they can't believe that summer is over. It won't seem over to us until it stops being 90+ degrees every day!

Fall is our favorite time of year with the cool, crisp days to come. It seems to renew our energy. That also means the holidays are fast approaching. Time to think about that holiday gift giving.

Quiltz has lots of classes this quarter to help put something special together. Take a look at this quarter's calendar - bags, rugs, pants, shirts, jackets, art - lots of ideas for gifts for the special someone in your life. Also, a lot of our favorite classes are returning along with our clubs both old and new.

Come join us in an exciting season of fun and learning. Take the time to renew friendships after the long, hot summer. See you soon at Quiltz!!

Grandma Nell
will be in the
shop every
Wednesday
11a-2p

Grandma Nell's Nifty Notion

The item she demos will
be 20% off for the month.

WHAT'S NEW

Watch for some new exciting things at Quiltz this quarter.


Our Christmas shopping night is returning only this year we are making it a FAMILY NIGHT OUT. Guys bring the kids to shop for Mom, Grandma, Auntie or any of the special quilter's in your life. There may even be a few surprises for the shoppers!!

Also, for your last minute gift ideas, note our Make It and Take It Day.

We will have ideas for you to learn to make quick gifts and kits available for you to make some of them to take along with you that day.

Details on both these events will follow closer to time. Be sure to watch your emails!

BASICS



BASIC HAND PIECING

Thursday, Nov. 3rd, 10th, 17th AND Dec. 1st
Skill Level: Beginner

Carol Meka
Time: 1p-3:30p

Slow down, relax, and come learn the basic skills of hand piecing with Carol. She will be teaching basic pattern drafting, making templates, fabric choices, block assembly and hand sewing techniques. Hand piecing a block is such a satisfying accomplishment. You can take your project along with you anywhere; road trip, airplanes, waiting for appointments or just sitting in a park. No need to worry about sewing machines, rotary cutters or huge rulers. You will be working on a sampler top consisting of 9" blocks. Finish one block or finish them all - it's up to you!

Fee: \$60.00 (all 4 classes)

HEIRLOOM HAND QUILTING Carol Meka
Monday, October 24th
Skill Level: Beginner/Intermediate Time: 1p-5p

Come sit in a circle with Carol while she takes you stitch-by-stitch into the world of beautiful hand quilting - those straight, even, tiny stitches all quilters dream of. This class is for everyone - from the very beginner to the more advanced quilter wanting to improve their stitch. Carol's patient and enthusiastic method of teaching will ensure your enjoyment and excitement of bringing back this seemingly lost tradition of hand quilting. Quilting tools, marking and basting will also be covered.

Class Project: 14" feathered heart - can be made into a pillow or used as a wall hanging. Fee: \$40

PAJAMA PANTS Sue Bushmaker
Monday, October 10th Time: 10:30a-2p
Skill Level: All

Want to try making clothing? The class will teach you how to trace the pattern and get it ready for cutting out your fabric. We will talk about the grain of the fabric so that your clothing hangs straight and doesn't twist after washing. Tall - Short or other pattern problems will be talked about in the session. Need a quick gift.....this is it!
Fee: \$25

FLIP FLOP Sharron Meyer
Saturday, October 29th Time: 10:30a-3:30p
Skill Level: Intermediate

Are you ready to try something different? How about curved piecing with no pinning, no clipping, and no notching! Flip Flop block quilts use one ingenious shape to make an endless variety of curved designs. In this class we will be making the Half & Half Block for a small project that will introduce you to this fun technique. Fee: \$30

HEIRLOOM MACHINE QUILTING Carol Meka
Saturday, November 19th Time: 10:30a-4:30p
Skill Level: Beginner/Intermediate

Carol will guide you step-by-step into the ABSOLUTE freedom of free-motion quilting; meandering, echo, stippling and creating your own overall designs. She will also be covering the importance of thread, batting, proper basting and how to get that huge quilt under your machine! Her unique methods will develop confidence, and beautiful stitches; she promises you will have FUN along the way. This will be a technique class and there will be no main project. We will be practicing on muslin. Fee: \$60

HAND APPLIQUE BASICS NEW SESSION STARTING
Susan Stephenson
Tuesday, Oct. 4th and 18th, Nov. 1st and 15th AND Dec. 6th and 20th
Skill level: Beginner Time: 3p-5p

Applique Basics introduce the student to the fine art of hand sewing and hand applique! Based on Mimi Dietrich's book Baltimore Basics - Album Quilts from Start to Finish. The student will practice needle-turn applique along with many other hand applique techniques. The class will consist of two lessons each month. Completion of a fabric sewing book or small wall hanging can be the end result.

LAST QUARTER'S STUDENTS WILL CONTINUE ON - 1p-3p ON THE ABOVE DATE - LAST QUARTER STUDENTS DO NOT PAY REGISTRATION AGAIN

Fee: \$75 (Plus \$20 registration fee, collected at 1st class)
This fee total for all 6 classes

BEGINNING WOOL APPLIQUE Donna Travers
Monday, December 12th Time: 10:30a-12:30p
Skill Level: Beginner

Come and learn something new! I will teach you how to work with wool. We will be making a pincushion and you will learn the stitch, how to cut out wool and how to finish your pincushion. Fee: \$20

FABRIC FOLDING

Jo Van Loo

Monday, November 7th

Skill level: Intermediate

Time: 10:30a-3:30p

Learn to fold your fabric to add elegance and three dimensions on a vest, quilt or purse. Students will learn several techniques which can be applied to a choice of wearable art, purse or quilt.

Fee: \$30

SUDOKU PUZZLE QUILT

Dawn Pederson

Tuesday, November 8th

Skill Level: All Levels

Time: 5p-8p

Be prepared to have a fun afternoon. We will be making a quilt using just 9 fat quarters. Dawn will show you how to use something as simple as a newspaper Sudoku puzzle for your pattern. Learn how to successfully coordinate your fabric when the placement of the fabric has been predetermined for you. This is an interesting and easy technique you will want to use more than once.

Fee: \$25

ONE BLOCK WONDER

Patsy Littlejohn

Sunday, November 13th

Skill level: Intermediate

Time: 12p-4p

Making wonderful hexagons without any set seams. All straight sewing. They go together like magic, and the possibilities are endless. Big prints work best.

Fee: \$30

PAINT AND PLAY with THREAD

Barb Janson

Wednesday, Dec 7th

Time: 10 am to 1 pm.

Skill Level: Confident beginner

Class description: By Request! Learn to make 3-d plants and animals with thread... just thread. Embellish your landscape quilts with textured cactus, flowers and trees you make yourself with a few basic free-motion techniques from this experienced art quilter. It's easier than it looks.

Fee: \$30.

WHAT'S UP DOT? PLACEMATS

Sharron Meyer

Friday, November 11th

Time: 10:30a-3:30p

Skill Level: Intermediate

Make scrappy place mats, two at a time, for a special occasion table setting or for every day. Quilt-as-you-go piecing and SmartEase Circles make this project fast and fun!

Fee: \$30

THE SCRAP THERAPY WORKSHOP IS A PREREQUISITE TO ANY OF THE SCRAP THERAPY QUILT PROJECT CLASSES

JELLY ROLL RACER

Cindy Coleman

November 14 9a-1p or December 5 10a-2p

Skill Level: All Levels

Let's go to the Races - The Jelly Roll Race!

This is the latest quilting craze. Quilt "Racers" will use a jelly roll (or similar strip set) to make this simple quilt top. Only 5 seams!! We will spend the first hour on our "starting lap" where strips will be sewn together end-to-end into one long strip. At the start of the 2nd hour the race will begin by putting ends together and stitching 4 more times for a total of 5 "laps". The first "Racer" to finish their 5th lap wins! The winner will receive 2 1/2 yards of fabric to back their newly finished top.** The finished quilt size is about 50" x 65".

Class cost is \$15 or FREE with purchase* of Jelly Roll, Bali Pop or other 2 1/2" strip set at sign-up.

*Class discount, color of the month or any other sale will not apply to strip set purchased for this class.

**For these 2 introductory classes only

Race on over to sign up...space is LIMITED!

FRIENDSHIP TRIANGLE SWAP

Come into the shop between Sept. 16th and Nov. 16th and purchase your Cinnamon Stick. Each Cinnamon Stick will have 2 pieces of fabric (one light and one dark) and a piece of Edyta's triangle paper. One roll will make 28 half-square triangles and will cost \$4.00.

Take your Cinnamon Stick home, and follow the directions to stitch and cut out on the lines of the triangle paper. That's it. Using the triangle paper ensures that all of the half-square triangles turn out exactly the same, no matter who makes them.

Throughout the two-month period you can continue to purchase Cinnamon Sticks to make more and more half-square triangles. The more you make, the more you'll get back. Bring in your completed triangles up until Nov. 30th. We will mix up the triangles to insure that you receive a good assortment. For each set of 28 triangles you bring in you will receive a ticket.

Come back on Dec 17th for the Pickup party. For each ticket that you turn in - you will pick from an assorted bag of triangles. Next quarter we will be offering classes using your Cinnamon Sticks. Come make some new friends. Be warned - this is addicting!

TECHNIQUES



FUSIBLE APPLIQUE: MCKENNA RYAN WAY

Barb Janson

Thursday, October 6th

Time: 10:30a-2p

Skill Level: All Levels

Learn the basic steps of this quick and easy technique while creating a charming "Under the Sea" art quilt as Barb explains and demonstrates fusible web applique - the McKenna Ryan way. Find out just how to stretch that cute mini-art quilt around a 12" canvas frame. No mitering or binding needed.

Fee: \$30

FABULOUS FRACTURES

Bobbie Ward

Thursday, October 20th

Time: 1p-5p

Skill Level: All levels

Very interesting concept on strip piecing using 4 identical squares that are fussy cut from your fabric. We will discuss and have samples of the types of fabric that work best for this type of project. I have also come up with suggestions that are not in the book that will make the project easier to assemble.

Fee: \$20

TWISTING STAR

Cindy Hofmockel

Friday, October 28th 10:30a-1p Part 1

Sunday, October 30th 12:30p-3p Part 2

Skill Level: Beginning

This table topper is quick, easy and highly addictive. In this two-part class, you will take your project from the cutting board to finished, and ready for your table. You will learn tricks and techniques that will make this topper truly beginner friendly. But beware, you can't stop at just one, Cindy will show you easy ways to use these toppers to create two different quilt styles. Fee: \$25

SCRAP THERAPY WORKSHOP

Sharron Meyer

Friday, October 14th

Skill level: All levels

Time: 1:30p-3:30p

Scrap Therapy is a two-part program which provides you with a proven system to organize and use fabric scraps. By the end of class, you will feel better about your scrap fabric stash and have a plan to continue organizing scraps at home while preparing for follow-up Scrap Therapy classes. This cutting workshop is a prerequisite to any of the Scrap Therapy quilt project classes.

Fee: \$12

CUSTOM DESIGN A SWEATSHIRT

Sue Bushmaker

Friday, November 18th

Time: 10:30a -3:30p

Skill Level: Beginner/Intermediate

Time to "Step Out of The Box" and create a sweatshirt jacket. You will choose a pattern and fabric to custom design a sweatshirt jacket or vest. We will talk about problems and solutions to make your fabric work for your design. This class will help beginners make their first jacket and an advanced person to excel in custom design. You may not get the entire jacket done in the class, but you will leave with the knowledge to finish it at home or bring it to BYOP.

Fee: \$30

SHADOW PLAY

Dawn Pedersen

Sunday, November 6th

Time: 12p-4p

Skill Level: Intermediate

Create dynamic, multi-dimensional and interesting quilts by casting shadows with fabric. The Colleen Wise Techniques are fun, easy and very effective. You will learn to use the Omnigridd tool for making easy and accurate quarter- square triangles. Join us for an afternoon of fun and learning.

Fee: \$20

LET'S TWIST (TECHNIQUE)

Leslie Smith

Thursday, October 27th

Time: 10:30a-1:30p

Skill Level: Beginner

Remember the fun you had doing the twist? You will have just as much fun creating pinwheel projects with the Little Twister. So, grab a charm square pack and your twister tool along with the other supplies and come learn a simple way to an old technique. There's no limit to the projects you can make with your twisting tool. Fee: \$30

LET'S TWIST TABLERUNNER

Wed., Nov. 16th 2p-5p

Looking for a fast and easy table runner to make for the holiday. This is the class you will want to take. The table runner ends up to be 18 ½ by 36 inches. ****It is recommended that you take the Let's twist technique class first. *** Fee: \$25

LOCKER HOOK

Leslie Smith

Monday, November 14th

Time: 1:30p-3:30p

Skill level: Beginning

Bring a friend and join us for a fun class to learn Locker Rug Hooking! This technique is a simple, fast, and fun way to make rugs. You can use the fabric stash you already have on hand to make a scrappy rug or purchase matching fabric to make a more stylized rug. This rug will be washable and durable. All you need are a few simple tools, fabric, and a few hours to learn. So, grab a friend and your supplies and come join us for this fun class of Locker Hook Rugs. Fee: \$25

DAILY DOODLER
Monday, October 3rd
Skill Level: All Levels

Ann Armstrong
Time: 10:30a-4p

Are you looking for a gift for a teacher or a special friend that is unique? This is the class for you. This wonderful note pad cover has a zippered pocket for keeping special items safe and the inside back pocket can safely store your favorite iPad or Droid tablet so it does not get scratched up while on the go. The full size note pad allows you to take notes with style or a sketch pad can be substituted for a traveling artist. This is a quick project for those last minute but special gifts. Fee: \$25

CRAZY EIGHTS
Friday, December 9th
Skill level: All Levels

Ann Armstrong
Time: 10:30a-4:30p

This is a fun and quick project that makes up beautifully in Holiday, Batiks or Asian fabrics. It makes a quick present with enough variety to please everyone on your Christmas list. This class is designed for beginners to advanced quilters who want to work with strata strips. You will learn how to sew an accurate $\frac{1}{4}$ " seam. You will also learn how to make an easy bias binding. Fee: \$35

KALEIDOSCOPE KLINIC
Sunday, October 16th
Skill level: Intermediate

Susanne Triplett
Time: 12p-4p

Welcome to the wonderful world of Kaleidoscopes! In this Klinik Susanne will show you how to use the "Stack-n-Wack" 45 degree triangle tool. Transform similar triangles into fabulous octagonal blocks. Bethany Reynolds "Stack-n-Wack" method will be used. FUN, FUN, FUN Fee: \$20

TAKE 5
Saturday, November 26th
Skill Level: All Levels

Cindy Hofmockel
Time: 10:30a-5p

So, take 5 minutes, choose 5 fabrics, and join me for a fun afternoon of playing together. The project features all straight lines and no matching seams. This is the perfect beginner project and a wonderful way to spend an afternoon with a friend, daughter, or granddaughter who is just learning to sew. Fee: \$20

QUILTERS HOLDALL
Sunday, Oct. 23rd
Skill level: All levels

Kimberly Purdy
Time: 12p-4p

Come join us for lots of sewing and fun as we help you organize your stash. Stop spending valuable sewing time searching through your fabrics trying to find a specific one. Start making our Quilter's Holdall to organize all of your fabrics! Each one can hold up to 100 fat quarters, so that your stash is organized at a glance. Once you learn our easy construction methods, you'll want to make several of these to organize all of your fabrics. Fee: \$30

RICKY TIMMS - KALEIDOSCOPE

Bobbie Ward

Book Review - Sunday, October 2nd 2p-4p
Workshops - Tuesday, October 11th 3:30p-7:30p
Thursday, December 8th 1p-5p
Skill Level: Intermediate/Advance

BOOK REVIEW - This will be a step-by-step review of Ricky Timms new book. You will make the pattern in class and see examples of each step to help you make this project on your own. There will be a separate workshop scheduled if you still need help. You must have the book for this class.

WORKSHOP - This is a workshop for anyone who still needs help with the Ricky Timms. Kaleidoscope Quilt. Bring what you have already done and we will work on our project together. You must have the book, pattern and strattas already made. Fee: \$10 for the book review
\$25 for each workshop

KATIE'S BAG
Monday, October 31st
Skill level: Confident Beginner

Susan Sochacki
Time: 10:30a-3p

Cute mid-size bag roomy enough for all your "essentials," but compact enough for every day use. It is fully-lined and features inside pockets. The plus?? I've added a sleeve to the top of the bag to accommodate the wooden strips, which very effectively create a secure closure for the bag! Fee: \$28 plus wooden strips

CRAZY in LOVE

Donna Travers

Wednesday, Nov. 2nd
Time: 1:30p-4:30p
This cute wallhanging from Heartfelt Finds will be perfect for decorating your walls for Christmas. You'll learn a few techniques and learn how to machine applique with this project. Come and enjoy the class. Fee: TBA



CLUBS



SEW SWEET MYSTERY QUILT

Karen Petry

Sunday, October 9th-Oh, my Stars and December 11th-Candy Dish

Skill level: All Levels

Time: 12p-4p

This is a mystery class. You decide what size to make your Candy Dish/Oh My Stars quilt depending on how many squares you want to make. This is a Fat Quarter friendly quilt or you can use the same two fabrics throughout the recipe. There is a kitchen recipe to go along with your quilt recipe. Come and join me at the Sew Sweet Mystery Shoppe and indulge your sweet tooth and solve a mystery! Fee: \$25/per class

BYOP (Bring Your Own Project)

Staff

Friday, Oct. 14th, Nov 11th, Dec. 9th

Skill level: All levels

Time: 5p-11p

Join us on a Friday night and bring a little project you have been meaning to get to but haven't, something that just needs a little finishing up, or maybe you just want to come visit with other quilters. We eat, play a game, have show-n-tell, and sometimes finish a UFO. The store is open from 5 to 7 p.m. for BYOP participants only. Bring a drink for yourself and a snack to share. Fee: \$10/per session

PAPER-PIECING CLUB

Sharron Meyer

Wednesday, Oct. 12th, Nov. 9th, Dec. 14th

Skill level: All levels

Time: 1:30p-4:30p

So many of you have taken the beginning paper-piecing class and have come to love the process as much as I do. Our club got off to a great start this year and we'd love to have you join us. Bring a project you are currently working on or make the sampler blocks we are adding to each month. Don't forget a little show & share too! Fee: \$25/quarter or \$8.50/mo

RED AND WHITE APPLIQUE

Arlene

Southworth

Thursday, Oct. 20th, Nov. 17th, Dec. 15th

Time: 10a-12p

Skill Levels: Intermediate/Advanced

We are reproducing blocks from an antique quilt (1850-1851). The original quilt was done in red and white, but we can use any color combination. These blocks are mostly all reversed applique. The best part is no decision on which colors to use. These blocks are addicting. Fee: \$15/ month

CLUBHOUSE 4th Quarter

Jennifer Rossetti

Sunday, Oct. 2nd, Nov. 6th, Dec. 4th

Skill Level: All Levels

Time: 12p-2p

WE WILL MEET FOR THE LAST BOM ON DEC. 31st 12p-2p

PARTY WITH PATRICK (MACHINE APPLIQUE)

Jennifer Rossetti

Saturday, Oct. 22nd, Nov. 19th and Dec. 31st

Skill level: All Levels Time 4p-8p

THIS IS NOT ALWAYS LAST SAT. THIS QUARTER COME AND CHAT, WORK, OR STOP IN FOR YOUR PATTERN - NOW EVERYONE CAN PARTICIPATE!!!

We will gather monthly for a party centered on creating an exclusive Patrick Lose machine applique design and share new recipes. You will love gathering together to make the project and to celebrate with fabric, food, friends and fun!!!

Fee: \$5/month

THIMBLEBERRIES CLUB

Donna Travers

Tuesday, Oct. 18th, Nov. 15th and Dec. 20th 10:30a-12:30p

or

Saturday, Oct. 8th, Nov. 12th and Dec. 10th 10:30a-11:30p

Skill Level: All Levels

I would like to personally invite you to come and join Lynette Jensen's Thimbleberries Club. We are a group of ladies that come together that enjoy the art of quilting. We share ideas and new quilting techniques. Come and see if the Club is for you. Fee: \$20 for 6 months

ASK SUE

Sue Bushmaker

Dates: Last Tuesday and Wednesday of the month

Skill Level: All Levels

Time: Varies Check Calendar

Have you had problems understanding a pattern? Can't figure out how to use your serger or embroidery machine? Need a little guidance on how to put assemble you latest project. Come to Ask Sue. I will be in the classroom during the day sewing but will help with any challenges and to answer any questions that you have. Come and sew. Look for your new project and don't be afraid to tackle it. Fee: \$15/session



FUN AND EASY BARGELLO SHIRT Kenna Hough
 Saturday, October 15th Time: 10:30p-1p
 Skill Level: Beginning

Learn how to transform a basic denim shirt (or sweatshirt) into a cute jacket. Simple strip sets are the key to this easy transformation. Once you make one of these quick and easy Bargello shirts, you won't want to stop until you have a closet full and have made them for all your friends! The pattern calls for ¼ yard each of four coordinating prints but I always get 1/3 yard pieces. That way you have plenty to make your panel as wide as you want/need. As a class bonus we will share some ideas for using any left-over strips you may have .
 Fee: \$25

GET CREATIVE (IV, V, VI) Barbara Janson
 Tuesday, Oct. 4th, Nov. 1st, Dec. 6th Times: 4p-8p bring a snack!

Choose a color scheme for this "Stash Buster" project starting with an inspiration /or theme fabric. Experiment with color and design using the traditional 1930's "Century of Progress" block with a contemporary twist. Construct each large building block, one at a time, learning new piecing techniques along the way and tips from this experienced ART quilt teacher.
 Fee:\$30/each session

FUSING IS FUN Jo Van Loo
 Sunday, November 20th Time: 12:30a-4p Skill Level: All Levels

This class combines fusing appliqué with decorated hand stitches. It is a fast and fun way to make a wall quilt..
 Fee: \$20

CLUBS – CONT...

FOLK ART ADVENTURES - WOOL Arlene Southworth
 Monday, Oct 17th, Nov. 21st, Dec. 19th
 Skill Level: Intermediate/ Advanced Time: 10a-12p

Have fun with wool applique. No needle turning required. There is no end to the embellishments you can use - buttons, tassels, lots of floss and threads. This quilt can be any size you want. You can use all wool, or add flannels or brushed cottons (pre-shrunk, please) Bet you can't just make a few blankets.
 Fee: \$15/ month

DOOR STOP APPLIQUE Arlene Southworth
 Saturday, Oct. 1st, Nov. 5th, Dec. 3rd
 Skill Level: Intermediate/Advanced Time: 10a-12p

FLOWER BASKETS Arlene Southworth
 Monday, Oct 17th, Nov. 21st, Dec. 19th
 Skill Level: Intermediate/ Advanced Time: 1p-3p

LUMINOUS LANDSCAPE Barbara Janson
 Friday, October 21st
 Time 10:30a-2p (includes a lunch break)
 Skill level: Beginner

Barb shares her secrets for award-winning landscape quilts as she demonstrates three different applique techniques and construction methods from one of her favorite books. Bring thread, fabric, and personal inspiration to get started on your own Luminous Landscape or choose an example from Gloria Loughman's book. The Sky's the Limit!
 Fee: \$30

PHOTO-INSPIRED ART QUILTS

Barb Janson
 Sunday, December 4th
 Time: 12p-4p
 Skill Level: Fearless Beginners

Discover your inner quilt artist! With step-by-step instruction from this award-winning art quilter, create a fabric collage using a variety of art-quilting techniques. Barb helps with fabric selection and design composition. Take your inspiration photo to finished art quilt.
 Fee: \$40

MCKENNA KLUB Barb Janson
 Saturday, Oct. 8th, Nov 12th, Dec. 10th
 Time: 1p-4p


Skill Level: All Levels
 We'll spend a few hours each month getting some helpful hints as we progress with our own individual McKenna patterns. Jump into any session. Barb will be there to help with fabric selection, share pointers on the use of fusibles and her love of McKenna Ryan designs. Check out the selection of batiks and McKenna Ryan fabrics and patterns available at Quiltz.
 Fee: \$15/ month
 Required **FUSIBLE APPLIQUE: MCKENNA RYAN WAY**

FOLK ART BIRDS-APPLIQUE Arlene Southworth
 Saturday, Oct. 1st, Nov. 5th, Dec. 3rd
 Skill Level: Intermediate/Advanced Time: 1p-3p

Birds, birds, and more birds. This is a fun quilt where your imagination can go on forever. There are so many color ways you can use, and you can embellish to your hearts content. Also, just enough dimensional work to hold your interest and make it special. Fee: \$15/month

						1 DoorStop 10a-12p Folk Art Birds 1p-3p
2 Clubhouse 12p-2p Ricky Timms Book Review 2p-4p	3 Daily Doodler 10:30a-4p	4 Hand Applique Session 2 1p-3p Session 1 3p-5p Get Creative IV 5:30p-8p	5 Basic Beginning Quilting 10:30 - 12:30	6 Fusible Applique: McKenna Ryan 10:30a-2p	7 Lunch Bunch	8 Thimbleberries 10:30a-11:30a McKenna Klub 1p-4p
9 Sew Sweet Mystery - Oh, My Stars 12p-4p	10 Pajama Parts 10:30a-2p	11 Sunrise Stitchers Ricky Timms Workshop 3:30p-7:30p	12 Basic Beginning Quilting 10:30 - 12:30 Paper Piecing Club 1:30p-4:30p	13 Sunrise Stitchers Workshop	14 Scrap Therapy 1:30p-3:30p BYOP 5p-11p	15 Bargello Shirt 10:30p-1p
16 Kaleidoscope Clinic 12p-4p	17 Folk Art Adventure Wool 10a-12p Flower Baskets 1p-3p	18 Thimbleberries 10:30a-12:30p Hand Applique Session 2 1p-3p Session 1 3p-5p Basic Applique Club 6p-8p	19 Basic Beginning Quilting 10:30 - 12:30	20 Red & White Applique 10a-12p Fabulous Fractures 1p-5p	21 Luminous Landscape 10:30a-2p	22 Make and Takes Day 10a-3p Party with Patrick 4p-8p
23 Quilter's Holdall 12p-4p	24 Heirloom Hand Quilting 1p-5p	25 Ask Sue 10:30a-4:30p	26 Basic Beginning Quilting 10:30 - 12:30 Ask Sue 1p-4:30p	27 Let's Twist Technique 10:30a-1:30p	28 Twisting Star part 1 10:30a-1p	29 Flip Flop 10:30a-3:30p
30 Twisting Star part 2 12:30p-3p	31 Halloween Katie's Bag 10:30a-3p 					

October

		1 Hand Applique Session 2 1p-3p Session 1 3p-5p Get Creative V 5:30p-8p	2 Basic Beginning Quilting 10:30 - 12:30 Crazy Love 1:30p-4:30p	3 Basic Hand Piecing series 1p-3:30p	4 Lunch Bunch	5 DoorStop 10a-12p Folk Art: Birds 1p-3p
6 Clubhouse 12p-2p Shadow Play 12p-4p	7 Fabric Folding 10:30a-3:30p	8 Sunrise Stitchers Sudoku 5p-8p	9 Basic Beginning Quilting 10:30 - 12:30 Paper Piecing 1:30p-4:30p	10 Basic Hand Piecing series 1p-3:30p Stmocking Guild 6:30p-9p	11 Dot Placemats 10:30a-3:30p BYOP 5p-11p	12 Thimbleberries 10:30a-11:30a McKenna Klub 1p-4p
13 One Block Wonder 12p-4p	14 Jelly Roll Racer 9a-1p Locker Hook 1:30p-3:30p	15 Thimbleberries 10:30a-12:30p Hand Applique Session 2 1p-3p Session 1 3p-5p Basic Applique Club 6p-8p	16 Let's Twist Tablerunner 2p-5p	17 Red & White Applique 10a-12p Basic Hand Piecing series 1p-3:30p	18 Custom Sweatshirts 10:30a-3:30p	19 Heirloom Machine Quilting 10:30a-4:30p Party with Patrick 5p-8p
20 Fusing is Fun 12:30p-4p	21 Folk Art: Adventure Wool 10a-12p Flower Baskets 1p-3p	22	23 Close Early 10a-2p	24 Thanksgiving Closed 	25 30% off Fabric and Notions	26 Take 5 10:30a-5p
27	28	29 Ask Sue 10a-4:30p	30 Ask Sue 10a-4:30p			

November

Store Hours: Mon - Sat: 10-5; Sun: 12-4; Tuesday Open Until 8pm

<h1>December</h1>				1 Basic Hand Piecing series 1p-3:30p	2 Lunch Bunch	3 DoorStop 10a-12p Folk Art Birds 1p-3p
4 Clubhouse 12p-2p Photo-Inspired Art 12p-4p	5 Jelly Roll Racer 10a-2p	6 Hand Applique Session 2 1p-3p Session 1 3p-5p Get Creative 5:30p-8p	7 Paint & Play with Thread 10:30a-2p	8 Ricky Timms Workshop 1p-5p	9 Crazy Eight's 10:30a-4:30p BYOP 5p-11p	10 Thimbleberries 10:30a-11:30a McKenna Klub 1p-4p
11 Sew Sweet Mystery - Candy Dish 12p-4p	12 Beginning Wool Applique 10:30a-12:30p	13 Sunrise Stitchers	14 Paper Piecing 1:30p-4:30p	15 Red & White Applique 10a-12p	16 Family Night Out 	17 Friendship Triangle Exchange Pickup Party 10a-2p
18	19 Folk Art Adventure Wool 10a-12p Flower Baskets 1p-3p	20 Thimbleberries 10:30a-12:30p Hand Applique Session 2 1p-3p Session 1 3p-5p Basic Applique Club 6p-8p	21	22	23	24 Close early 10a-2p
25 Christmas Closed 	26	27 Sewing with Sue 10:30a-7p	28 Sewing with Sue 10:30a-4:30p	29	30	31 Close Early 10a-2p Clubhouse 12p-2p Party with Patrick 2p-4p 

After Christmas Sale - 30% off Fabric

Basic Sewing Supplies List

- Thread
- Rotary Cutter (with sharp blades) and mat
- Scissors (paper and fabric, thread)
- Pins
- Seam Ripper
- Pencil/Pen and paper
- Ironing pad and small travel iron
- Thimble (for handwork if needed)
- Power strip – just in case

If your class supply list says to bring your machine:

- Sewing machine in good working order with all accessories, including manual, foot, and cord. Sewing machine feet required for class.
- Extra machine needles
- Good quality Thread

Classroom Policies

Our Class Dos:

- * **Do** pay ahead of time to ensure your spot. Payments may be made in the store, or by phone with a credit card.
- * **Do** show your receipt of registration to receive 20% off on class supplies only (we are not able to give 20% off after class has occurred)
- * **Do** bring your supplies to class.
- * **Do** be on time.
- * **Do** cancel a class ahead of time. You may do so up to 3 days prior to class and receive a store credit. You could also have someone else take your place in class. (unfortunately we will not be able to credit once the class has occurred)

The Northern Wilderness quilt project is a spectacular journey that leads you through nature's wonders of the northern country. Designed by Alaskans, Mary Thompson, Heather Griffin and myself, Marie Noah. Featuring 16 individual applique scenes that can be assembled into a quilted masterpiece or choose a few favorites for a smaller quilt. Single blocks make up quickly for a special gift.



Starting in Nov. 2011

See shop for details.

Holiday Kick Off Sale
30% OFF ALL CUT FABRIC
& NOTIONS

1/2 YARD CUT MINIMUM

Excludes: creative packs, fat quarters, kits,
chubby eights, consignment and sale umbrella

no other sales apply - in store only

Friday, November 25th

Family Night Out

Friday, Dec 18th 6p-9p

Need something special for the quilter in your life?

We will be open special hours to help you with all
your gift needs. Come for a night of gift ideas.

Great quilter shopping ideas, free gift wrap,
refreshments and door prizes. Gift baskets
available. Ladies, pass this info and your "wish list"
on to your family. We can help them pick
something just for you!

AFTER CHRISTMAS SALE

30% OFF ALL CUT FABRIC
1/2 YARD CUT MINIMUM

Excludes: creative packs, fat quarters, kits,
chubby eights, consignment and sale umbrella

no other sales apply - in store only

Thursday, Friday, Saturday - Dec 29th - 31st

Next Meet The Teacher

January 8th

12PM-2PM

Watch Your Emails for these exciting coupons:

October – Batting Special

November – Thread Special

December – Fabric Special

OPEN SEW

When: Any day with no class

Time: Store hours

Cost: \$5

We have Bernina Sewing Machines **available to rent**. Call ahead and reserve so you don't have to bring yours from home.

Cost: \$10 – includes new needle and bobbin to take home

Need a Meeting Place? Choose Quiltz!

Do you have a group of friends or a guild looking for a meeting place?

Contact: Cindy or Jennifer

Quiltz – Supports the Community:

We are drop off location for:

Quilts of Valor

Project Linus

AZ Blankets

Million Pillowcase Challenge

Along with donating scraps to various charities!

Quiltz would like to welcome our New Neighbors:

CRUSADERS' RETREAT

Only a few doors down from the shop. A place for all your gamers to go while you do your shopping.

A wonderful place for all your Table Top Gaming Needs.

Specializing in Miniatures, Board games, Card Games and Hobby Supplies. A large game room for tournaments.

Crusaders' Retreat store hours

Mon-Thur 11a-7p

Fri 11a-11p

Sat 10:30a – 11p

Sun 12p-6p

GRAND OPENING

Early October