

The Next Generation in Quilting... and More!

VOLUME 4 ISSUE 4 OCTOBER–DECEMBER, 2011

Inside This Issue

Blocks of the Month	2
Quick & Easy Projects	2
New from the Quilt Sampler	2
Class Policy	3
Project & Technique Classes	3-4
Software & Embroidery Classes	4
Machine Classes	4
Kaye's Quilting College	5
HandiQuilter In-Store Event	5
Embroidery Take Out	5
Let's Get Technical	5



6024 South Sheridan

Tulsa, OK

918-493-3388

www.QuiltSampler.com

Quilt Sampler News

Can you believe it? It seems like the grueling heat of the summer just ended and now the holidays are just around the corner. Time to get busy on those projects—you know, the ones I vow to start in January... Oh well. But it's a good thing I waited this year. There are all kinds of great gift ideas that we just found. Like the *Necessaries* pattern from by Annie—it has all kinds of ideas for bags and wallets and eyeglass cases that will be GREAT for all those gifty things. (Unless I decide to keep them for myself!) You can do the whole set from 4 fat quarters and 1/2 yard of Soft and Stable. If you haven't tried the Soft and Stable, it's this wonderful lining for bags that is lightweight but gives them a professional look. And can you ever have enough bags?

Don't forget to stop by the store and fill out your wish-list. We have a gift registry (kind of like for brides!) that we keep in the computer so when your loved ones come in, we can send them home with the perfect gift for you. So do them a favor, come in and pick out those kits, books, machines, etc. that you've been dreaming of. And it never hurts to get a few little items for yourself....

Happy Stitching!
The Quilt Sampler Gang

NEW KITS



Catkin Around the World from In the Beginning fabrics

62 x 62 \$75.00

Pattern Included

For all the cat lovers, we have the latest Kitty Catkin collection from folk artist Julie Paschkis, for In the Beginning fabrics. Kit includes the pattern as well as all the fabrics for the top and binding.



Kitties in the Window A Quilt Sampler Exclusive!

48" x 48" \$60.00

Pattern Included

This whimsical wallhanging features countless curious canines in an attic window setting, surrounded by a fence-line of onlookers! Kit includes pattern as well as all fabrics for the top and binding.



Sliced Bread from Wilmington Prints

53" x 67" \$79.99

Includes pattern

From Kaye England's ever popular Bread and Butter line, Sliced Bread is a take on a half log-cabin that is sure to add that cozy touch to any corner. Kit includes pattern, as well as all fabric for top and bindings.



Hound Dog Snuggler from RJR Fabrics

70" x 82" \$110.00

These adorable hounds by Sue Marsh of RJR Fabrics are sure to warm the heart of any dog lover. Kit includes all fabric for the top and binding.



Once Upon a Time by Moda

52" x 72" \$69.99

Pattern Included

Pattern only \$10.00

This delightful quilt from the Full Circle line by Kathy Schmitz for Moda features vintage alphabet blocks in a rich tan and black star setting. Kit includes pattern and all fabrics for the top and binding.



Flag of Valor

Kit \$104.00

52x66

This quick patriotic quilt is a must for the 4th of July picnics!

Did you get our mailer too late?

Many of you have informed us that you received our last mailer a bit too late. We in fact allowed 7 days for the postcard to go through the postal service. Once the mailers leave our hands we no longer have control. What we are trying to say is that we do everything we can to assure timely delivery of our mailings. We want you to know what is going on at the Quilt Sampler. Please sign up for our weekly emails, it's most effective way to stay informed. Our weekly E-Blasts will keep you up to date on all the latest products, upcoming sales events, and what's happening at the Quilt Sampler. We do lots of unadvertised sales in our E-Blasts too that you don't want to miss! Just send us an email and we'll sign you up to receive our Quilt Sampler weekly E-Blast!

BLOCKS OF THE MONTH



Americana Modern

10 months, \$14/month. For all of Nancy Halvorsen's fans we have a quilt made from her new line Tried and True fabrics. Pieced blocks with simple appliques make this a must have for all Art to Heart lovers!

Muchas Poochas

These delightful dogs are loaded with personality and a great project for any applique enthusiast. Size 48x60 \$20 per month which includes the pattern, borders and binding.



Christmas Wishes

Jingle bells, snowmen, angels and more dance around what is sure to be a treasured family heirloom. 69x86 \$24 a month for 8 months.



Civil War Chronicles

Learn the stories of Civil War era women as you piece a different block each month for 12 months 108"x108" \$25.99 month.



THE NIGHT BEFORE CHRISTMAS

Designer Anne Sutton is in love with the story "Twas the Night Before Christmas". This quilt is her interpretation of that beloved story. Enjoy 9 blocks of applique fun and you'll have a quilt to treasure year after year. May it bring smiles and the magic of Christmas to you and your family! 52 x 62.

A Graceful Baltimore

Applique designs blend gracefully with pieced and alternate blocks to create an updated quilt with traditional roots. Influenced by time-honored Baltimore patterns, this quilt is brimming with fresh ideas and new techniques. Alternative methods for flowers, prairie points and binding will build your skills as you create your own lasting heirloom. 47x56.



Generals' Wives

A Block of the month honoring the wives of 12 prominent Generals who served during the Civil War. The Generals' Wives BOM includes the pattern and fabrics needed to complete the quilt top and binding. A backing set will be available separately. This quilt is for the beginner to intermediate quilter. Finishes at 102" square. Starts November, 2011. \$24.95/month for 12 months.

Memories of Provence

A wonderfully versatile block of the month using Monique Dillard's latest collection from Maywood Studio. This sampler quilt is filled with stunning rich colors in the essence of Provencal! Queen Size.



Quick and Easy Christmas Projects

Christmas Past from Wilmington Fabrics

51" x 51" \$55.00

Includes Pattern

From Wilmington Fabrics, this wall hanging of vintage Santas is sure to be a family treasure. The kit includes the pattern, as well as all the fabrics for the top and binding.



The Night Before Christmas Wallhanging from Wilmington Fabrics

25" x 38" \$35.00

Includes Pattern


This classic story is remembered in this wallhanging from the Christmas Past collection by Wilmington Fabrics. Kit includes pattern, and all fabrics for the top and binding.

Cool Characters by Wilmington Prints

40" x 55" \$64.99

Includes Pattern

Warm up with these Cool Characters by Wilmington Prints. This easy-to-piece lap quilt from artist Robin Berkeley features snow men and snow ladies all dressed up and ready for snow. Kit includes pattern and all fabrics for the top and binding.



Snowed In from Maywood Studio

64" x 85" \$125.00

Pattern Included

Yet another adorable snow village from Kris Lammers for Maywood Studio, this adorable lap quilt will keep you cozy all through the winter. Kit includes pattern, as well as all fabrics for the top and binding.

New from the Quilt Sampler

Continuum Quilting Patterns from Willow Bend Creations

\$13.50

These wildlife and western patterns use a simple applique technique that anyone can do. We offer many patterns to choose from.



Vintage Postcards printed on fabric from Olde America Antiques

Choose from exclusive set of Tulsa views, Route 66, and many more

Set of 4 4" x 6" blocks \$17.90

Set of 2 5" x 7" Blocks \$15.90

Did you know... Quilt Sampler is a Full Service Sewing Machine store. We are the authorized dealers of Bernina and Pfaff, Sewing Machines as well as HandiQuilter, Pfaff and Tin Lizzie Long arms. We have a full-time technician on duty and we service all makes and models. We also offer expert scissor/knife sharpening.



Class Policy

- The entire class fee is due at the time you register. If you must cancel a class registration, you must notify us at least one (1) week prior to the class date. NO EXCEPTIONS.
- Class minimum is three (3) and the maximum is twelve (12), except where noted.
- If the class does not fill, or if we cancel the class, you will receive a full refund or store credit, your choice.
- Supplies are needed for almost all classes. The class fee covers instruction only. You are responsible for picking up your supply list and coming prepared to class. Please have your fabric and supplies before the day of class so that are prepared for the class to begin.
- Copyright law requires that each student purchase his or her own book or pattern required for the class. NO EXCEPTIONS.
- You are welcome to use one of our shop machines during class. Please let us know when you register and plan to come to class a few minutes early so that you can become familiar with the machine. There is a \$2.00 bobbin fee and we ask you to supply your needles.
- Please do not bring children or visitors to class.

Inclement Weather Policy

We never know about this crazy Oklahoma weather—sometimes it is icy and snowy in the morning and clear and beautiful by noon. For morning classes, if Tulsa Public Schools are closed, we will reschedule our classes. For afternoon and evening classes, give us a call before you come.

Beginning Classes

QUILTING 101 – BEGINNING

Cathy Maddox

Day—Oct. 4,11,18,25; Nov. 1,8,15,29

Evening—Oct. 4,11,18,25; Nov. 1,8,15,29 \$60.

This is a complete course of quilt making. We will be taking you through the process of quilt making in this four week series. You will learn how to everything from rotary cutting to binding the quilt in this beginning quilt class. Choose morning sessions 9-12 or evening sessions 6-9. Book required.



BEGINNING MACHINE QUILTING

Lana Capps

Oct. 20 10-1; Nov. 19 10-1 \$21

Learn the basics of Machine Quilting on your home sewing machine. Techniques include stitch in the ditch, free motion stippling and simple free motion quilting designs for blocks or borders.

BEGINNING MACHINE APPLIQUE

Lana Capps

Oct. 11 1-4; Nov 12 10-1 \$21

Do you love appliqué, but don't want to do it by hand? In this class you will learn different techniques for machine appliqué stems, leaves and flowers. Are there really appliqué stitches on your machine? You will learn the most common ones and some unexpected ones. Come join us and learn how easy and fun machine appliqué can be.

Intermediate Classes

FREE MOTION APPLIQUE

WITH CHARLOTTE HICKMAN

November 18 9-12 or 1-4 \$30

Master Charlotte Hickman's award-winning techniques of appliqué using free-motion embroidery. With a simplified version of her famous flower patterns, we will work through her three-step process to produce fabulous effects. Kit required \$20.




SUNBONNET SUE

Cathy Maddox

December 6 9-12 \$21

Come join Cathy in making this traditional cutie! Learn how to produce a hand-appliqued look with your sewing machine!



Intermediate Classes

T-SHIRT QUILT

Glennis Cove

Oct. 17 & Nov.7 5:30-8:30; Nov 8,22 1-4 \$42.

You asked for it; you got it! Come let Glennis show you how to turn all those t-shirts you've been collecting into an heirloom. Glennis will cover fabric preparation, interfacing, block arrangement, and assembly. These are always cherished memory quilts. This is also a great gift to give. Pattern required.



EASY CRAZY QUILT

Glennis Cove

Oct. 4,18 1-4 \$42

If you have been saving fat quarters for a while, now is the time to use them. This simple crazy quilt is so much fun, you may get carried away and make several! The fat quarters do not have to go together in any way—that's what makes it so crazy!



DOUBLE IRISH CHAIN

Jackie Henson

Oct. 26 & Nov 2 10-1 \$42

Perfect your strip-piecing skills with this traditional classic. This is a great "next step" after Quilting 102. Book Required.

DELECTABLE MOUNTAINS

Jackie Henson

Nov 9,16 10-1 \$42

Come see how the folks from Quilt in a Day have simplified this spectacular quilt. You'll be amazed at how quickly this one will go together. Book Required.



LATTICE QUILT

Jackie Henson

Nov 26 10-2 \$28

You won't need a green thumb to make this summer quilt. The beauty lies in varying the background fabric against the lattice "fence". You'll be piecing a 9-block wall hanging, with or without a border. Book Required.



FANS & FLUTTERBY'S

Jackie Henson

Nov 30 10-2 \$28

You will find enjoyment in choosing a 2-color "blades" in this fan quilt, a traditional symbol of beauty and grace. The fan quilt goes together quickly and it's your choice on the trim/embellishments. Book Required.



SLEEPING UNDER THE STARS

Karen Swaty

Oct. 19,26 6-9; Nov 9, 16 1-4 \$42

Lose your fear of piecing points and matching seams. You can cut your pieces so they "just fit together" with less effort and more fun. In this class, we will be focusing on color selection and learning to use 3 "Cut for the Cure" angle rulers that you can use over and over to make cutting your pieces easier and faster. Choose from a table runner, wall hanging or bed-size quilt!



FRENCH BRAID

Glennis Cove

Oct 20& Nov 3 5:30-8:30; Nov. 15,29 1-4 \$42

Learn the technique for the spectacular look of the French Braid. Once you get started, it goes together quickly. You can use this simple technique for a variety of different looks. Sure to be a family heirloom!



DAY AND NIGHT

Barbie Odum

Nov 10,17 6-9 \$42.

Come check out Eleanor Burns' amazing technique to produce an intricate-looking (but really very simple) star quilt. This one is done with all strips—with a couple of bonus quilts that can be made from the left-overs! You won't believe how easy Eleanor has made this one! Book Required.



MILLENNIUM STAR

Barbie Odum

Oct 6,13 6-9 \$42

This vibrant wall hanging is a perfect introduction to foundation paper piecing. The sharp, precise points are achieved through this simple technique. It really isn't as hard as it looks! Book Required.

Long Arm Classes

BEGINNING LONG ARM

Lisa DeSpain

Nov 19 10-2 \$28.

This class is for new owners of longarm machines, or for quilters who are thinking about purchasing a longarm. Learn the basics of machine maintenance thread and needle choices, loading the quilt, and tips for finding perfect tension (the most critical skill in machine quilting). Get your relationship off to the right start with your new machine, and you'll enjoy years of happy quilting!

Other Fun Classes



COILED BOWLS

Linda Triplett

Oct 14 5:30-8:30; Dec 10 10-1 \$21.

Coiled bowls and baskets are fun and easy to make. The wrapping and coiling technique produces great results and is a relaxing break from other sewing projects. Book required.

RAGS TO RUGS

Linda Triplett

Nov 4 5:30-8:30; Dec 9 5:30-8:30 \$21

Do you have lots of fabric in your stash that you want to get rid of? This is a great class for you! Cut strips of fabric and weave them into a placemat or rug using a wooden frame.



FLOWER POWER

Linda Triplett

Oct 7 5:30-7:30; Dec 10 2-4 \$14

Fabric Flowers: Come learn how to make several different kinds of fabric flowers that you can turn into gifts for yourself and others. It is fun, cheap and easy. In this class you will learn to make different flowers and get ideas of making them in to necklaces,

hair accessories, rings and more. This is a think outside the box class and no sewing skills are needed so invite your "non-sewing" friend and open a new door in her life....she just might thank you for it!!!!

FUN, FOLDED TABLERUNNER

Sue Swanner

Oct 13 1-4; Dec 6 5:30-8:30 \$21

If you need a change of pace, or a little break from that quilted heirloom you've been working on, come join us to make folded table runners! Batiks, reproductions, neutrals—whatever! Just find a color combination that suits your fancy. Enjoy this one responsibly, though (it has been known to be addictive!)




Photo Transfer Classes

PHOTOS TO FABRIC

Lana Capps

Oct. 13 10-12; Nov 18 10-12 \$14.

Would you like to print your favorite photos onto fabric but your not sure how to do it? This class will answer your questions. You will learn about printers, ink, software, photo fabric and more. Bring some of your photos to class and you can leave with them printed on photo fabric. Cost \$5 per page.

Machine Embroidery Classes



LEARN TO RE-HOOP

Cristen Jones

Dec 13 5:30-8:30

Are you ready to move from embroidering one design to a project that requires multiple hoopings? Let us take the mystery out of this technique as we make a pillow using a beautiful quilting design that takes 5 hoopings! Don't panic—it's easy, and you will get all of the embroidery done in class. For any embroidery machine with a 5x7 sewing field. CD required.

Mastery Classes

PFAFF BASICS

Glennis Cove

All Machines – Nov 2 1-3

This class is for all Pfaff machines. From threading to stitch selection, you will learn the basic functions of your new Pfaff. We will cover needles, thread choices and stitch samples with a variety of feet. Kit required \$5.

PFAFF C1100 PRO

Oct 10 1-3

A special class just for all you C1100 Pro owners. From threading to stitch selection, you will learn the basic functions of this versatile machine.

PFAFF MEMORY AND MORE

Glen Lyle

Expression 4.0 & Creative 2.0- Oct 10 3-5; Nov 10 1-3

Creative 4.0 & 5.5 – Oct 10 1-3; Nov 10 10-12

Explore the memory features of your new Pfaff and put them to use in a simple project. This class is for all Pfaff machines with memory. Kit required \$12.

PFAFF EMBROIDERY BASICS

Glennis Cove

2134 & Creative 2.0 – Oct 14 1-3

Creative 4.0 & 5.5 – Oct 14 10-12; Nov 14 5:30-7:30

In this class you will learn to call up and embroider a single design on your Pfaff embroidery machine. You will learn how to transfer a design from the computer to the machine. We will discuss stabilizer, thread, and needles. This class is for all Pfaff embroidery machines

PFAFF CONNECTIONS

Glen Lyle

Creative 2.0, 4.0, Creative Vision—Oct 12 10-12; Nov 11 10-12

Come learn how to take embroidery designs from a CD, put them in your computer, and then send a design to your machine. This class is specially designed for the Creative 2.0, 4.0 and Creative Vision owners. Lecture-demo only. You do not need to bring your machine.

BERNINA MASTERY

Belva Lee Barr

Oct 19, 26 6-9; Nov 7, 14 10-1

Long on machine questions but short on time? Learn the "in's and out's" of your Bernina machine. Be prepared to move along quickly as we go from basic sewing to quilting to machine embroidery.

START OUT RIGHT—BERNETTE

BelvaLee Barr

Oct 17 10-12; Nov 2 6-8

Learn the basic functions of your Bernette machine, from threading to bobbin winding to basic maintenance.

830 MASTERY

BelvaLee Barr

Oct 20, 27 2-5; Nov 9, 16 6-9

This is a special class for Bernina 830 owners. Learn the amazing features awaiting you with this amazing machine. 2 part class

Software Classes

PFAFF 4-D SOFTWARE

Bill McConnell

Oct 4 10-1; Nov 12 10-1

This is the class to get inspired using Pfaff 4-D software. Come to get just a taste of what you can achieve using this versatile program.

ADVANCED 4-D SOFTWARE

Oct 25 10-1; Nov 19 10-1

Take the next step in creativity! Learn to create your own embroidery creations with breathtaking results.

V6 SOFTWARE BASICS

Glen Lyle

Oct 12 1-4; Nov 11 1-4

Learn the basics of your version 6 Software. Cost is \$60 or FREE if you have purchased your software from us.

4-D QUILT DESIGN CREATOR

Bill McConnell

Oct 18 10-1

Learn the tips and tricks of the 4-D QuiltDesign Creator software. This can be used to quilt on embroidery machines or computerized long-arms. A wonderful aid in that age-old question---How am I going to quilt this?



The one quilting seminar you can't afford to miss!



3-Days
\$299

KAYE'S

QUILTING COLLEGE

Here's your chance to experience 3 days chock-full of exciting quilting and sewing projects with world renowned author, speaker, fabric designer, **Kaye England**.

KQC provides a stress free learning environment to allow you to grow as a quilter no matter what your experience level. Inspirational projects, fun events and surprises will await all those attending.



Registration: To register, contact Quilt Sampler/Sue Swanner at 918-493-3388 or email sues@quiltssampler.com. Our host hotel is the Park Inn by Radisson at the airport in Tulsa, OK. Special room rates are \$79 per night (single or double) which includes breakfast. Make sure to say you are attending Kaye's Quilting College to receive this special rate.

Cost: The total seminar fee is \$299 per person. A non-refundable deposit of \$150 (balance due 12-1-11) is required to hold your spot. Make all checks payable to **Quilt Sampler** or you may pay by credit card. Seminar fee includes lunch, dinner, special treats, and events that will be outlined in the final mailing. Sewing machines available upon request.

Schedule: Our sewing experience will begin with a welcome reception Thursday, March 1st at 6pm and finish on Sunday, March 4 at 5pm.

Enrollment is limited, so sign up today!



Stitcher's Garden Club

Due to the popularity of the Stitcher's Garden Club, we have decided to add a daytime section. This group meets on the fourth Tuesday of each month from 9am-12. Our new section just started in late September. Don't worry, it's not too late to get started. In this club, you'll learn how to get the most of your machine as you utilize those mysterious decorative stitches and specialty feet. We will work on a block (or two) each month. Your Club Membership includes patterns, lessons, and many "goodies" throughout the year. This is a hands-on class, so be sure to bring your machine. The cost is \$45 to join, plus a \$30 quarterly fee.

Handi Quilter In-Store Event

Friday October 7th in Springfield

Saturday October 8th in Tulsa

Dee Maier our Central Territory Sales Manager from HandiQuilter will be in the store doing **Free** one on one demo's of this great machine. If you are interested in a long arm, or have a Handi-Quilter but want to see what the Pro Stitcher can do then call and schedule a private session with Dee. We will also have 15 min demo's on how to set your thread tension and how to work with different threads. These demo's will be at 10am, noon, 2pm, and 4 pm. Please call and sign up so that we will know how many to expect. **FREE**

Let's Get Technical!

The Creative Sensation is Pfaff's new top of the line machine! It took the best of the Creative Vision and made it even better. One of the best features is *ActivStitch™* Technology. This feature really shines during embroidery due to the precise nature in which the tension unit meters out the thread. The machine senses the thickness of the fabric and also meters the thread that is moved through the tension unit. Most other machines pull the thread through the tension unit via the feed system. The *ActivStitch™* Technology feeds the thread through the tension unit, only allowing the exact amount of thread that is needed to perfectly form a stitch!

Brad Jones



Have you joined us on Facebook yet? You may be missing out on all the brand new things coming in on a daily basis. We post at least 2-3 times per week. Don't miss out on all of this. Some kits and sale items have sold out within days of being pictured on our Facebook page. We have specials just for our FB friends. PLUS, lots of great pictures of the staff and quilts around the shop. Join us today as a member of our growing Facebook Family !!!



Quilt Sampler Inc
Email: Info@quiltssampler.com
[www. Quiltssampler.com](http://www.Quiltssampler.com)

6024 South Sheridan
Tulsa, OK 74145
Phone: 918-493-3388
Fax: 918-493-3387



1802 A South Glenstone Ave
Springfield, Missouri 65804
Phone: 417-886-5750
Fax: 417-886-1194



Find us on Facebook!

PFAFF

BERNINA⁺

Nothing Sews Like A Bernina. Nothing.

Whats New With Pfaff

The Creative Sensation!

Are you ready for a sewing and embroidery machine that sets new standards? A machine with a design so exciting and distinctive that it is truly unforgettable? With a technology that brings revolutionary changes, which you will immediately love? Then let yourself be surprised.



- ActivStitch™ TECHNOLOGY delivers perfect embroidery, even with challenging novelty threads. Special sensors measure the thickness of the fabric under the presser foot. The thread metering system automatically regulates the amount of thread used.
- Shape Creator™ 50 exclusive shapes, including letters plus any of the machine's extensive built-in stitches can be used to create uniquely beautiful designs in a few steps!
- Shape Creator™ Appliqué feature. Automatic appliques with either a stitch or satin border of your choosing! All in just one click!
- Stitch Creator™ Create or edit your own new 9mm stitches.
- Large Color Touch Screen 38% larger than the CV, and Graphical User Interface.

There is so much more new to this machine! New feet, new straight stitch plate sensor and more! Come in to see it for yourself!

New Feet Available!

Grand Piping foot
Dynamic Spring foot
Open Toe Free Motion foot for the C1100 Pro and the Ambitions.

What's New With Bernina

Bernina University in San Antonio brought us the new 5 Series sewing and embroidery machines. This is a great new midline that showcases 3 new machines. The 530 is geared for sewers having an all new memory setup and great feet for clothing construction. The 550 is what has replaced the 440. It has the Bernina Stitch Regulator™, and many of the feet commonly used with quilting. The 580 is a sewing and embroidery machine and comes with many updated features. All 3 machines have a great look to them that any sewer would be proud to own!



Bernina 75th anniversary music box.
Limited availability \$35