

The Next Generation in Quilting... and More!

VOLUME 19 ISSUE 3 JULY - SEPTEMBER 2011



1802 A South Glenstone
Springfield, MO
417-886-5750

www.Quiltsampler.com

Quilt Sampler News

Inside This Issue

Blocks of the Month	2
Sampler Club	2
Class Policy	2
Project and Technique	
Classes	2-4
Software & Embroidery	
Classes	4
Machine Classes	4
Come Quilt with	
HQ and The Quilt Sampler	5
Texture Magic Bag Workshop	5
United Forever	5

Summer time, and the living is easy.... (though that's hard to remember when you're mowing the lawn sometimes.) We have been busy here looking for all kinds of techniques and gadgets to make your life easier. We found a marking pen at market that disappears when you iron it! There are also new vintage postcards and potholders. What a quick gift to have on hand! And when it gets just too darn hot to do anything else, it's a great time to stay in and sew. Both Pfaff and Bernina have introduced new machines. You'll also want to check out all the adorable new Christmas fabric coming in. Maybe working on a snowman quilt would help cool you off? So grab that glass of lemonade and come on in to see all the fun new gadgets and goodies that are coming in every day.

Cristen, Jamie, Sue, Karylee, Carmen, Annette, Chrissy Kim, Shannon, Brad, Nate and Newman

KITS



WE ARE MAKING QUILTS TO GIVE TO JOPLIN. THESE QUILTS WILL BE DISTRIBUTED THRU CROSSLINES OF JOPLIN. WE ARE IN NEED OF QUILTERS AND BINDERS. THE QUILTS ARE EITHER BABY OR TWIN SIZE. ANY LITTLE BIT THAT YOU CAN DO WILL HELP US ACHIEVE OUR GOAL. WE HAVE HAD DONATIONS FROM MISSOURI, OKLAHOMA, IOWA, TEXAS, CALIFORNIA, AND NEW MEXICO! QUILTER'S ARE SUCH A GREAT PEOPLE! IT IS AWESOME TO SEE SO MUCH COMPASSION. PLEASE WATCH YOUR EMAILS FOR MORE INFORMATION ON SEWING WORKSHOPS TO MAKE MORE QUILTS.



**Summertime
Tumbler**

Kit \$49.99
44x74

This summer quilt is a breeze because we have cut the tumbler blocks for you! All you need to do is piece the rows and you will be out sipping lemonade in a bat of the eye!



**A Simpler Time
Flannel Quilt**

72" X 92"
\$109.00 includes
pattern
Plexiglass template
\$26.00



Americana

Kit \$65
Backing \$42
Book \$29.95




**Amber Waves
of Grain**

Kit 104.00
52x66
30's prints never go out
of style!



Antebellum

Kit with pattern
\$130.50



Magnolia Lane

63x73
What fun fresh fabrics!
This quilt was fun and
easy to make!



Fab 5

Kit \$65.99
Book \$18.50



**Botanical
Blooms**

Kit with pattern
\$99



Flag of Valor

Kit \$104.00
52x66
This quick patriotic
quilt is a must for
the 4th of July
picnics!

COMMUNICATION IS A MUST!

We want your email!

If you have changed your email, or have never given it to us you are missing out! We do a lot of sales email only. There are many specials that we have that are email only. And we show you pictures of new fabrics and samples that have arrived in the store.

If you have dropped your land line phone please let us know your cell number. We use the numbers when we have to reschedule classes or when your special order comes in.

BLOCK OF THE MONTH



Christmas Wishes

Jingle bells, Snowmen, angels and more dance around what is sure to be a treasured family heirloom. \$24 each month for 8 months

Muchas Poochas

These delightful dogs are loaded with personality and a great project for any appliqué enthusiast. Size 48x60 \$20 per month which includes the pattern, borders and binding.



Chestnut and Vine Block of the Month

6 month \$27/month. This quilt uses the Strip-it fabric from Marcus Brothers. Add a little appliqué and you have a beautiful fall quilt!

American Heritage Block of the Month

This patriotic project can be a series of wall quilts, or sewn together to create a 75" x 90" bed sized quilt that can be made larger with additional borders. 9 months, \$16. Per month



The Night Before Christmas

Designer Anne Sutton is in love with the story "Twas the Night Before Christmas". This quilt is her interpretation of that beloved story. Enjoy 9 blocks of appliqué fun and you'll have a quilt to treasure year after year. May it bring smiles and the magic of Christmas to you and your family! 52 x 62.


A Graceful Baltimore

Appliqué designs blend gracefully with pieced and alternate blocks to create an updated quilt with traditional roots. Influenced by time-honored Baltimore patterns, this quilt is brimming with fresh ideas and new techniques. Alternative methods for flowers, prairie points and binding will build your skills as you create your own lasting heirloom. 47x56.



Holidays at Home Block of the Month

Vicki Bellino and Marcus Fabrics have joined forces to bring us a beautiful Christmas Block of the Month. Vicki's creative use of the Strip-It fabrics creates half-square triangles in a fraction of the time. This quilt uses easy piecing and is perfect for all skill levels. The quilt finishes at 62" square and is 6 month long.



If you are not coming to Sampler Club you are missing out on a fun evening! We have guest speakers as well as our staff that does a lecture demo each month. The show and tell is phenomenal! Sampler Club meets on the 2nd Tuesday evening of each month at 6pm. We discuss all aspects of sewing – quilting, crafting, home dec and clothing. It is for the new or seasoned sewer. We welcome any machine owner, and if you have purchased your machine at the Quilt Sampler your first year is free! Cost is \$55 a year, and is pro-rated to the month that you join. We would love to see you July 12th at 6pm!



-The entire class fee is due at time you register. If you must cancel a class registration, you must notify us at least one (1) week prior to the class date. NO EXCEPTIONS.

-Class minimum is three (3) and the maximum is twelve (12), except where noted.

-If the class does not fill, or if we cancel the class, you will receive a full refund or store credit, your choice.

-Supplies are needed for almost all classes. The class fee covers instruction only, You are responsible for picking up your supply list and coming prepared to class.

Please have your fabric and supplies before the day of class so that you are prepared for the class to begin.

-Copyright law requires that each student purchase his or her own book or pattern required for the class. NO EXCEPTIONS.

-You are welcome to use one of our shop machines during class. Please let us know when you register and plan to come to class a few minutes early, so that you can become familiar with the machine. There is a \$2.00 bobbin fee and we ask you to supply your needles.

-Please do not bring visitors or children to class.

Project and Technique Classes

PATCHES GALORE

Amy Gilbert

Monday, July 18, 1pm-4pm \$18


Get a jump-start on this quilt-learn to use the Nifty Notions® rulers to cut the triangle blocks. Placement gives the illusion of curves! Supply list. Pattern required.

THE PERFECT BASKET

Shannon Wright

Sunday, September 18, 1pm-5pm \$24

This is a wonderful purse insert that will help keep all of your everyday essentials organized. Can also be used as a gift basket. Supply list. Pattern required



MAIL BAG

Shannon Wright

Thursday, July 14, 5:30pm-8:30pm \$18

A bag to suit anyone's sewing level! Choose from 2 great sizes to carry everything from books to laptops. Supply list. Pattern required.



CUTIE PIE

Shannon Wright

Wednesday, August 3, 5pm-9pm OR

Wednesday, September 21, 5pm-9pm \$24

Learn to sew an adorable top with some extra embellishment. Sized for ages 1-10. Supply list. Pattern required. Pre-class cutting required.



10-MINUTE BLOCK WITH 3 SEAMS

Pat Capps

Saturday, July 23, 10am-12noon \$12

Yes, 10 minutes and 3 seams-I promise! The center block folds in for a cathedral window look. Grab a layer cake and a quarter-yard of fabric for the inner border and you're ready to go! Supply list. Book required.



THE PERFECT DOLL

Shannon Wright

Wednesday, August 24, 4pm-9pm \$30

Make this soft wool doll with clothing for your favorite little one. Perfect for holiday or birthday gifts! Supply list. Pattern, kit and pre-class prep required.



Project and Technique Classes



PUNCH IT UP! *Jamie Cowan*

Thursday, July 21 4pm-6pm \$12
Miniature punchneedle makes a great take-along project! Learn to thread the punch, hoop the fabric, make the stitch, and finish your project. Supply list.

COILED BOWLS *Cristen Jones*

Tuesday, September 13 10am-1pm \$18
Do you need some instant gratification? These coiled bowls and baskets are fun and easy to make, for yourself or a gift. WARNING: These are addictive; you won't be able to make just one! Cristen will show you new techniques to get your project done even faster! Supply list. Book required.



CONVERTIBLE COMBO BAG *Shannon Wright*

Wednesday, August 31, 5pm-9pm \$24
Convertible purse/backpack combo. Learn how to work with zippers, findings, and a great new purse batting! Supply list. Pattern required.

BASICS OF HAND APPLIQUE *Kathy Kansier*

Saturdays, September 10 & 24, 11am-3pm \$48
Learn needle turn and prepared appliqué methods in this two-part class. Your project will be Block #6 (Spring Gathering) from Kathy's book, *Ozark Varieties*. Supply list. Book and Perfect Circles® templates required



BEGINNING MACHINE APPLIQUE *Jamie Cowan*

Thursday, September 22, 4pm-6pm \$12
After taking this class, you will be able to add machine appliqué to any quilting, wearable, or home dec project. Learn about stabilizing and stitching for a professional-looking result. Supply list. Kit required.



IT'S ORNAMENTAL *Sue Stout*

Tuesday, September 20, 5:30pm-7:30pm \$12
Ornaments aren't just for Christmas! Make yours for any season, in your choice of sizes. These ornaments are made to fit round wire frames. Class will include tips for easy finishing. Supply list. Book required.

FUN AND DONE STAR BOX QUILT *Pat Capps*

Saturday, August 6, 12noon-3pm OR Saturday, September 17, 12noon-3pm \$18
Have you ever needed to have a quilt ready for a gift or special occasion in a hurry? In this class you will learn how to create a quilt-as-you-go project. You will do everything-including the binding-on your sewing machine. Supply list. Pattern and Batting Buddy® tool required.

READER WRAP *Shannon Wright*

Wednesday, September 28, 5:30pm-8:30pm \$18
This will make a great gift for family and friends-and of course you'll want one for yourself! Fits large or small e-readers. Supply list. Pattern required



RAGS TO RUGS *Cristen Jones*

Tuesday, September 6, 1pm-3pm \$12
Do you have lots of fabric in your stash that you want to get rid of? This is a great class for you! Cut strips of fabric and weave them into a placemat or rug using a wooden frame. These make quick and fun gifts. Supply list. Frame and book required.



BELLANCA BAG *Shannon Wright*

Wednesday, September 7 5pm-9pm \$24
This bag has all the style of the newest boutique purses and is a customer favorite! Make it with your favorite fabrics-trendy or traditional. Fun to make for yourself and for gifts! Supply list. Pattern required

LONG ARM 101 *Shannon Wright*

Thursday, August 18, 5:30pm-8:30pm OR Friday, September 9, 9am-12noon \$18
This class is designed for new owners as well as those considering the purchase of a long arm quilting machine. Learn about loading the quilt, basic free motion work, and helpful tips including tools to make your quilting fun and easy!

Project and Technique Classes

QUILTING 101

Mondays, July 11, 18, 25, & August 1, 6pm-9pm OR
Tuesdays, August 16, 23, 30, & September 6, 10am-1pm OR
Mondays, September 12, 19, 26, & October 3, 6pm-9pm \$54
Yes, you can learn to quilt! This is a complete course of quilt making. This four-week class will take you through the complete process: rotary cutting, machine piecing, machine quilting, and binding the quilt. This class is for the absolute beginner-no experience necessary! Supply list. Book required



QUILTS WITH GREAT EDGES *Kathy Kansier*

Saturdays, July 16 & 23, 11am-3pm \$48
This 2-session class is great for learning quilt-finishing techniques. In the first class, you will learn a variety of traditional binding techniques. In the second class, you will learn more advanced and decorative techniques. Kit required (includes book and fabrics). Supply list.



QUILTING 102: SAMPLER QUILT *Amy Gilbert*

Thursdays, August 4, 11, 18, 10am-1pm OR
Thursdays, September 8, 15, 22, 6pm-9pm \$54
This class is designed for confident beginner quilters, and a great follow-up to Quilting 101. In 3 sessions, learn to make chain blocks using 4-patches and 9-patches, and master the traditional star and pinwheel blocks using half-square triangles and flying geese. Supply list.

SIMPLY CRAZY TABLE TOPPERS *Kathy Kansier*

Saturday, August 13, 11am-3pm \$24
You're going to love this class! Learn a fast & easy way to piece a crazy quilt block, and a variety of hand embroidery stitches to decorate the seams. The Quilt Sampler carries Weeks embroidery floss for a wonderful addition to your project! Supply list. Book required.

BASICS OF HAND QUILTING *Kathy Kansier*


Saturday, August 20, 11am-3pm \$24 plus kit fee
Learn to transfer quilting designs and make small, even, straight stitches while making a hand-quilted pillow. Kit includes a needle, quilting thread, stencil, marking pencil, block fabric, & batting. Finish your project at home with the borders, backing and ruffles. (Finish-ing fabrics not included.) Supply list. Kit required.

TREASURED TIPS FOR MACHINE QUILTING *Kim Thomas*

Thursdays, July 7 & 14, 5:30pm-8:30pm OR
Saturday, October 1, 10am-4pm \$36
This class is loaded with tips and information that will really help you quilt your cherished quilt tops with your own personal style. The FAQs about batting, basting, needles and thread will be covered, along with lots of time for actual stitching. Students will have a chance to mark and stitch stencil designs and to practice freeform feathers. This is a great class for all machine models, from basic machines to those that have the Bernina Stitch Regulator. Supply list.

JELLY ROLL QUILT *Amy Gilbert*

Thursday, August 18 1pm-4m \$18
Simple math: 2 jelly rolls plus 1 spool of thread, subtract batting and binding, and that equals one easy and fun jelly roll quilt! This is a great class for beginners, and for experienced quilters who are anxious to try something new! Supply list. Pattern required.



AQS APPRAISALS *Kathy Kansier*

Sunday, August 21, 12:30pm-3:30pm OR
Sunday, September 25, 12:30pm-3:30pm \$45 per quilt
Kathy is a Certified Appraiser with the American Quilters Society. She has appraised over 2000 quilts and is the only certified quilt appraiser in our region. Kathy is experienced in appraising both antique and new quilts. Each appraisal is typed and includes a description of the quilt, history, photos and an appraisal value, which is proof of the quilt's value for insurance purposes. Kathy also provides information regarding quilt care and repair. If you are giving a quilt as a gift, an appraisal makes a great addition. Don't miss this opportunity to have your quilts appraised!

Project and Technique Classes

SQUARE IN A SQUARE® PINEAPPLE PICNIC

Pat Capps

Saturday, July 23, 1pm-3:30pm \$15

Have you looked at those pineapple quilts and thought that you'd love to make one, but it's too hard? Well, it's not hard at all! In this class you'll learn to use Jodi Barrows technique to create your very own pineapple quilt. Supply list. Book and Square in a Square® ruler required.


Software and Embroidery Classes

BERNINA 830 PILLOW

Sue Stout

Friday, September 16, 1pm-4pm \$18

Make this decorator pillow for yourself or a gift using the sewing and embroidery features of your Bernina 830 and the jumbo hoop. Choose silks for an elegant look; cottons will give you a more casual effect. Supply list. Small amount of pre-class prep required.



PAFF 5D SOFTWARE

Helen Kroger

Saturdays, July 9, August 13, September 10, 10am-12noon \$36


For anyone with 5D software. Learn different features of your software while making an embroidery block or two each month. 5D software and laptop required.

ARTISTA V6 SOFTWARE MASTERY

Kim Thomas

Mondays, August 8, 15, 22, 5:30pm-8

Artista V6 can take any embroidery idea and turn it into your own personal masterpiece. These classes cover all the main features about this fabulous software, including creative lettering, digitizing, changing stitch styles and properties, quick cloning, and working with various design formats. The class is free with the purchase of V6 software and will prepare you for new project classes and webinars. Supply list



LEARN MULTIHOOPING

Cristen Jones

Thursday, July 28, 10am-1pm OR

Thursday, September 15, 5:30pm-8:30pm \$18

Are you ready to move from embroidering one design to a project that requires multiple hoopings? Let us take the mystery out of this technique as we make a pillow using a beautiful quilting design that takes 5 hoopings! Don't panic-it's easy, and you will get all of the

embroidery done in class. For any embroidery machine with a 5x7 sewing field. Supply list. Design CD required

THE PLEDGE FLAG

Shannon Wright

Sundays, August 28, September 11, 25, 1pm-3pm \$36

Machine embroidered flag with the words of the Pledge of Allegiance in the light stripes. This is a kick-start class to get you moving in the right direction. Supply list. Hoopsisters® design CD required.



BERNINA V6 EMBROIDERED MEDALLION

Kim Thomas

Thursday, July 28, 5pm-9pm OR Saturday, September 10, 1pm-5pm \$24

Kim had a great time designing this embroidery inspired by a beautiful Chinese rug. While the class sample has a definite Oriental flavor, Kim suggests a few current design CDs that will work well with this medallion setting. You will use the Multihooping Layout, along with a few manual techniques, to split your masterpiece to fit the hoop settings for the 830 Jumbo Hoop or Mega Hoop sizes. This is a software class with printed templates and stitched samples to demo how to mark fabric and match reference points. Supply list.

EMBROIDERED DOLL CLOTHES FOR 18" DOLLS

Shannon Wright

Sunday, August 7, 12:30pm-4:30pm \$24

Dress your 18" doll for any occasion! Machine embroidery designs take you through all steps of garment construction. Supply list. Design CD required.



CREATIVE EMBROIDERY

Cristen Jones

Would you like to learn more about embroidery and have fun doing it with a great group of women? This is an 11 month class that meets the 3rd Saturday of each month, except for August which is the 2nd Saturday due to Pfaff® convention. Each month you will learn a new technique to put in a beautiful quilt.

Techniques include: lace work, appliqué, twin needle and wing needle work in embroidery, paper piecing and quilting in the

hoop, and so much more. We will do some work in our software, but if you do not have software, no worries, we will do it for you! There is no charge for this class, but the requirements are that you buy the fabric at the Quilt Sampler and that you purchase the embroidery CD each month. Stop by the shop to see the samples-you're sure to be inspired!

Machine Classes

Machine mastery classes are free with the purchase of a machine from The Quilt Sampler. Sign up early - our Mastery classes fill quickly! If your machine was purchased from another dealer, you are welcome to come to class; please call for mastery class prices.

PAFF BASICS

Shannon Wright

Wednesday, July 6, 3pm-5pm OR Wednesday, August 17, 5:30pm-7:30pm

This mastery class is for Pfaff Select®, Expression®, Performance®, Creative® 2140/44/70, and Creative® 2.0. Learn the basic sewing functions of the machine. If you have a Pfaff 2100 series embroidery machine (2124, 2134, 2140/44/70), we will be glad to schedule instructional time with you for embroidery or computer connections. Call The Quilt Sampler for more information. Supply list.

PAFF MEMORY AND MORE

Sue Stout

Wednesday, August 31, 5:30pm-8:30pm

Learn the sewing memory features of your new Pfaff machine! For any Pfaff with memory except the Creative® 4.0 and Creative Vision®. Supply list.

BERNINA 8 SERIES CONDENSED MASTERY

Shannon Wright

Wednesday, July 27 OR Wednesday, September 7

Sewing 9am-12noon, Embroidery 1pm-4pm

This class is designed to get you started with your new 8 Series Bernina! You will get an overview of the feet, setup, and sewing features on your 820 or 830 in the morning. In the afternoon, you will get to sample the wonderful embroidery capabilities of the 830. Fabric sample kit available for purchase. Supply list.

BERNINA CONDENSED MASTERY

Kim Thomas

Sewing Mastery-Saturday, July 9 10am-4pm OR Thursdays, August 18 & 25 5:30pm-8:30pm

Aurora/Artista Embroidery Mastery-Saturday, July 30 10am-4pm OR

Thursday, September 1 5:30pm-8:30pm

Long on machine questions but short on time? Learn the "ins and outs" of your Bernina® machine-be prepared to move along quickly as we go from basic sewing to quilting and embroidery. Fabric sample kit available for purchase. Supply list.

CREATIVE VISION BASICS

Sue Stout

Friday, July 29 9am-12noon OR Wednesday, September 7 5:30pm-8:30pm

Learn the sewing functions of the Pfaff Creative Vision® or Creative® 4.0. Supply list.

CREATIVE VISION EMBROIDERY

Sue Stout

Friday, July 29 1pm-4pm OR Wednesday, September 14 5:30pm-8:30pm

Learn the embroidery features of your Pfaff Creative Vision® or Creative® 4.0. Supply list.

CREATIVE VISION MEMORY

Sue Stout

Friday, August 4 1pm-4pm

Learn the memory and sequencing features for the Pfaff Creative Vision® and Creative® 4.0. Supply list.

START OUT RIGHT

Shannon Wright

Wednesday, July 6 9am-11am OR Thursday, August 25 5:30pm-7:30pm OR

Wednesday, September 21 9am-11am

This is the mastery class for all of the Bernette® sewing machines. Learn the basic sewing functions of your machine. Supply list.

CREATIVE VISION FABULOUS FEATURES

Sue Stout

Friday, August 12 9am-12noon

Learn the specialized features of your Pfaff Creative Vision®: precise placement, shaping, resize, and new color sorting and basting features. Supply list.

PREVENTIVE MAINTENANCE

Tuesday, August 2 4pm-5pm

FREE if machine purchased from The Quilt Sampler

Have you ever wondered what is really going on with your sewing machine's tensions? What does it mean to "balance" the machine? How often should you lubricate and where? How important is it to have your machine serviced yearly? All these questions-and many others-will be answered when you come to the Brad and Nate Technical Show! Come to class, learn a bunch, and leave a smarter sewer! Supply list.

SERGER MASTERY

Kim Thomas

Tuesday, July 19 10am-4pm OR Saturday, August 20 10am-4pm

Add a new serger to your sewing/embroidery machine to have the all-options, "ready for anything" sewing studio. Confused about threading, tensions, and differential feed settings? This class will address those fears as you stitch basic overlock, rolled hem and flatlock stitches. Chain and cover stitches, available on some machines, are extremely practical stitches that will also give your sewing projects great decorative possibilities. You will see project examples where these stitches can be used. Supply list.



COME QUILT

with

HQ AND THE QUILT SAMPLER

NEW LONG ARM PRODUCTS

Quilter's Choice Thread

We are so excited to be carrying Quilter's Choice Thread from Golden Threads. It is the same quality thread as So Fine, but is almost twice the yardage AND 25% cheaper! With prices going up everywhere you turn it is refreshing to find a new product where you get more for less!! We currently have the top 32 colors, but are excited pick up more colors upon request.

5 New Digitized Quilting CD's

Beautiful edge to edge designs, blocks, borders and more on these multi formatted collections. These will work with almost all computerized quilters.

New pantographs, rulers, and gadgets to make your quilting life easy. Try the new Frixion pens to mark your quilting designs. They are a gel pen that irons away when you are finished. They come in 8 pretty colors (you will want them all!!).

OPEN SEW!!!

Tuesdays from 10am-5:00pm. We are opening our classroom for open sewing! Come have fun with other quilters and spend the day working on your projects. Although it will be unsupervised, our staff will be happy to help you if you need help. Machines will be available to rent if you do not want to bring yours.



Handi Quilter offers 3 different long arm machines and 1 sit down quilter. The long arm machines come in a 16", 18" or 24" throat space. All three models come with a stitch regulator, and have the capability to add a Pro-Stitcher. Using integrated HQ technology, the HQ Pro-Stitcher offers the best of both worlds: computerized quilting and free-motion quilting with the flick of a switch. Come in and test drive an HQ, you will be glad that you did. (If you would like to test drive a Handi Quilter we have baby quilts that we have made for Joplin, MO that need to be quilted. Have fun and help out at the same time!)



Texture Magic Bag Workshop

Tulsa—Saturday, Sept 10 9-4

Springfield—Sunday Sept 11 9-4

Cost \$50.

Experience the fun of creating texture on fabric using Superior Threads' great new product, Texture Magic™. Then use the fabric you have created to make a project using one of Annie's patterns specifically designed for Texture Magic™. Use the new Soft and Stable batting to give your bag that professional finish.

When is the last time you had your machine cleaned and adjusted? How important is that? This is very important as far as we are concerned. Did you know that your sewing machine has metal bushings with metal shafts and that these need routine maintenance? How often do you go over 3000 miles on oil change on your car? Your sewing machine is no different. Routine maintenance on your machine can prevent costly repairs. How often do you put a drop of oil between your bobbin case and hook? We recommend every 3 to 4 bobbins. Come in and talk with Brad or Nate and they will show you where and how to oil.

UNITED FOREVER

United Forever has been an unbelievable success! Customers have come to learn to be a better piecer, and it has worked! It is not too late to sign up and take part in this block of the month/ cutting class! The class meets the first Tuesday of each month from 5:30 to 6:30. In the class we will cut the block using the Kaye England/Nifty Notion Ruler method. With the block cut out most of the work is done! All you need to do is go home and sew it out. The quilt is made using 12 blocks, but the directions give you 24 to choose from, so everyone's quilt will be unique to them. Each month that you come you will choose 4 fat quarters from a group that we have selected. Cost is \$15 per month which includes the pattern, fat quarters and the class. There is a \$10 sign up fee which includes the book "A Civil War Legacy" by Kaye England. If you are new to this, please come at 4:30 to allow us to get you up to speed!!

PFAFF

Class Schedule July - September 2011

BERNINA⁺

Nothing Sews Like A Bernina. Nothing.



The one quilting seminar you can't afford to miss!



3-Days
\$299

KAYE'S

QUILTING COLLEGE

March 1-4, 2012

PARK INN BY RADISSON at the airport
TULSA, OK

CONSUMER EDITION

Here's your chance to experience 3 days chock-full of exciting quilting and sewing projects with world renowned author, speaker, fabric designer, **Kaye England**.

KQC provides a stress free learning environment to allow you to grow as a quilter no matter what your experience level. Inspirational projects, fun events and surprises will await all those attending.



Registration: To register, contact Quilt Sampler/Sue Swanner at 918-493-3388 or email sues@quiltsampler.com. Our host hotel is the Park Inn by Radisson at the airport in Tulsa, OK. Special room rates are \$79 per night (single or double) which includes breakfast. Make sure to say you are attending Kaye's Quilting College to receive this special rate.

Cost: The total seminar fee is \$299 per person. A non-refundable deposit of \$150 (balance due 12-1-11) is required to hold your spot. Make all checks payable to **Quilt Sampler** or you may pay by credit card. Seminar fee includes lunch, dinner, special treats, and events that will be outlined in the final mailing. Sewing machines available upon request.

Schedule: Our sewing experience will begin with a welcome reception Thursday, March 1st at 6pm and finish on Sunday, March 4 at 5pm.

Enrollment is limited, so sign up today!



Quilt Sampler Inc
Email: Info@quiltsampler.com
[www. Quiltsampler.com](http://www.Quiltsampler.com)

6024 South Sheridan
Tulsa, OK 74145
Phone: 918-493-3388
Fax: 918-493-3387



1802 A South Glenstone Ave
Springfield, Missouri 65804
Phone: 417-886-5750
Fax: 417-886-1194



Find us on Facebook!