



Quilt Sampler Inc

1802 A South Glenstone Ave
Springfield, Missouri 65804

Phone: 417-886-5750
Fax: 417-886-1194
Email: Info@quiltsampler.com

[www. Quiltsampler.com](http://www.Quiltsampler.com)

PRSRT STD
US POSTAGE PAID
SPRINGFIELD MO
PERMIT #801

*The Next Generation in
Quilting... and More!*

VOLUME 17 ISSUE 4 OCTOBER-DECEMBER 2010



1802 A South Glenstone
Springfield, MO
417-886-5750

www.Quiltsampler.com

Quilt Sampler News

Here we are again. The days are cooling off and the holidays are just around the corner. This time of year my thoughts always go to family. One of my most cherished memories is snuggling up on my grandma's couch with my cousins, wrapped up in one of her quilts. I hope we think about this when we plan our projects; (though it is easy to get lost in those beautiful batiks, the fabulous flannels, and those marvelous minkees....) we want our quilts to be enjoyed by our friends and family. What better gift is there than to share your handiwork with those you love? We here at the Quilt Sampler hope you have a wonderfully blessed holiday season, and that your friends and family are lucky enough to share in the pleasure of being able to snuggle up with a special quilt--it's like getting a hug from you all year round!

Cristen, Jamie, Sue, Karylee, Carmen, Annette, Shari,
Kim, Shannon, Brad, Nate and Newman



We have been busy getting our Facebook page up and running. If you have not seen it please log on and visit. This is a great way to find out about special sales that we have. We also send these notices thru emails. Many times it is just too expensive to send out postcards for every event that we are having, so Facebook and email is the way to go! If you want on the Springfield enews please send an email to : Cristen@quiltsampler.com . Get in the loop! Don't miss out!

PFAFF

Class Schedule October - December 2010

BERNINA⁺
Nothing Sews Like A Bernina. Nothing.

Beginners Classes



Quilting 101

Amy Gilbert

Mondays, November 1, 8, 15 and 22 6pm-9pm
\$60

This is a complete course of quilt making. This four week class will take you through the complete process from rotary cutting, machine piecing, machine quilting, & binding the quilt. This class is for the absolute beginner...no experience required. Supply list. Book required.

Quilting 102

Amy Gilbert

Thursdays, October 21, 28
and November 4 6pm-9pm OR
Thursdays November 11, 18
and December 2 6pm-9pm \$54

This class is great for confident beginner quilters, and a great follow-up to Quilting 101. In 3 sessions, learn to make chain blocks using 4-patches and 9-patches, and master the traditional star and pinwheel blocks using half square triangles and flying geese. Supply list.




*Yes...
You can*

*Sign up with a friend, or meet new
ones while starting a new hobby.*

Learn to Quilt

We supply the know how, you
have the fun!
We supply the
equipment and the friends!

Ask about our Beginner's Quilt Class, You will be glad you did



English Pathways

82.5 x 90.5
Includes Pattern
\$130.00



Village Cookies

51 x 57
Kit \$60.00
Book \$16.95



Vintage Flowerpot

49 x 55
Kit \$55.00
Pattern \$7.00




Quilters Album

65 x 65
Includes Magazine
\$75




**Threads of
Tradition**

44 x 50
With Book \$69.99




Hobo Quilt

80 x 80
Kit \$96.00
Book \$19.95



Priscilla Alden Circles

65 x 81
Kit \$120.00
Pattern \$12.00




Luna Notte

58 x 64
Includes Pattern
\$78.99



Chinese Lantern

Kit \$80.50
Pattern \$9.00



Pinwheel Breeze

35 x 44
Includes Pattern
\$29.99
*Uses Cut for a Cure
Bias Triangle and Half
Rectangle Ruler.*



My Little Puppy

54 x 54
Kit \$42.99
JBook:
Still Crazy for Baby
\$10.95



**12 Days of
Christmas Table
Runner**

22 x 26
Includes Pattern
\$21.99

BERNINA⁺ NEWS

We have several awesome new 830 classes on the schedule! 830 owners be sure to sign up and learn some fantastic features of your machine.

The 300 series machines are here and they are fabulous! They have a great new look with lots of features only Bernina can offer!

Be sure to sign up for Step up to Six if you want to learn more about version 6 software. The class is October 26th from 5:30-8:30 and is only \$10!



KAYE ENGLAND LECTURE AND WORKSHOP



The Quilt Sampler is proud to host a lecture and workshop with Kaye England. Kaye is an incredibly talented and enthusiastic teacher that will inspire you with her patterns, books and quilts, as well as her unique outlook on life. Kaye is an internationally known teacher and author, who has been featured on many episodes of HGTV's Simply Quilts and has hosted workshops across the globe. She designs her own

line of fabric for Wilmington Prints and heads up Kaye England Publications.

Kaye has developed the Cut for a Cure® rulers, and is the author of the Voices of the Past series of quilt patterns and books. Join us for this fantastic event!

Lecture—November 12 6pm-8pm \$15.

Workshop—November 13 10am-3pm \$50.

Join Kaye's workshop on her Double Dozen book, which features a variety of techniques. Choose the block you want to piece. A variety of setting options will be available.



PFAFF NEWS

New Quilter's Hoop! 200mmx200mm or 8"x8"


New Cutwork needles! These needles can work on any machine! New cutwork embroidery card that uses the cutwork needles.

New C1100 Pro by Pfaff – this new machine is great for the quilter! 10" bed, thread cutter, lots of stitches, dual feed, knee lift and more wonderful features.

- Adjust, monogram, personalize and combine your embroidery designs!
- Select multiple designs and move them as a group
- Create large embroidery projects, up to 2m width and height, then auto split the designs into your preferred hoop
- Advanced Encore features
- 119 Digitized fonts, over 700 embroideries
- Put pictures in as backgrounds for your embroideries.
- Family Tree
- Design Aligner
- Design Creator – great for the quilter!



New
5D **PFAFF** Software



of the month



Holidays at Home

Holidays at Home Vicki Bellino and Marcus Fabrics have joined forces to bring us a beautiful Christmas Block of the Month. Vicki's creative use of the Strip-It fabrics creates half-square triangles in a fraction of the time. This quilt uses easy piecing and is perfect for all skill levels. The quilt finishes at 62" square and is 6 months long. \$25 per month.



Muchas Poochas

These delightful dogs are loaded with personality and a great project for any appliqué enthusiast. Size 48x60 \$20 per month which includes the pattern, borders and binding.



Americana Modern

10 months, \$14/month. For all of Nancy Halvorsen's fans we have a quilt made from her new line Tried and True fabrics. Pieced blocks with simple appliqués make this a must have for all Art to Heart lovers!

Software and Embroidery Classes

PFAFF 4D BLOCK OF THE MONTH

Helen Kroger

Saturdays, October 9, November 13 and December 11 10am-12noon \$36

For anyone with 4D Software. Learn different features of your software while making an embroidery block or two each month. 4D Software and laptop required.



FALL EMBROIDERY QUILT

Cristen Jones

Thursdays, October 21, November 4 5:30pm-8:30pm

(3rd class TBA)

FREE if all supplies purchased from The Quilt Sampler OR \$54

Welcome the season with this machine-embroidered and pieced quilt featuring all things fall! The multi-format Holley Berry embroidery designs are rich in detail, and the pieced blocks and borders make a perfect accent. Supply list.

BERNINA EMBROIDERY CLUB

Kim Thomas

Friday, October 1 5:30pm-7:30pm \$12

This month's program focuses on Christmas-get a head start on the holidays! Supply list.

Machine Classes

Machine mastery classes are free with the purchase of a machine from The Quilt Sampler. Sign up early - our Mastery classes fill quickly! If your machine was purchased from another dealer, you are welcome to come to class; please call for mastery class prices.

PFAFF BASICS

Shannon Wright

Thursday, October 28 5:30pm-8:30pm; Thursday, November 11 1pm-4pm;

Friday, December 3 9am-12noon

This mastery class is for Pfaff Select®, Expression®, Performance®, Creative©2140/44/70 and the Creative© 2.0. Learn the basic sewing functions of the machine. Supply list.

PFAFF MEMORY AND MORE

Sue Stout

Thursday, November 18 9am-12noon

For all Pfaff Expression® and Performance® machines with memory. Also for the Creative©2.0 and 2140/44/70. Supply list.

8 SERIES CONDENSED MASTERY

Shannon Wright

Wednesday, October 13 Sewing 9am-12noon Embroidery 1pm-4pm

This class is designed to get you started with your new 8 Series Bernina! You will get an overview of the feet, setup, and sewing features on your 820 or 830 in the morning. In the afternoon, you will get to sample the wonderful embroidery capabilities of the 830. Fabric sample kit available for purchase. Supply list.

BERNINA CONDENSED MASTERY

Kim Thomas

Sewing Mastery - Saturday, November 13 10am-4pm

Aurora/Artista Embroidery Master - Saturday, November 20 10am-4pm

Long on machine questions but short on time? Learn the "ins and outs" of your Bernina® machine in 2 full-day sessions. Be prepared to move along quickly as we go from basic sewing to quilting to machine embroidery. Fabric sample kit available for purchase. Supply list..

CREATIVE VISION BASICS

Sue Stout

Friday, October 8 9am-12noon; Tuesday, November 30 9am-12noon

Sewing for the Creative Vision® and Creative 4.0®. Supply list



MODERN MIX

Cristen Jones

Tuesdays, November 16, 23, 30 6pm-8pm

This quilt is a mixture of traditional and modern. Traditional piecing will be taught using Kaye England's piecing and cutting techniques. Modern machine embroidery mimics the fabric in this fun and colorful quilt. There will be some designing in the software, but if you do not have any we will provide you with the completed design. Skill level: advanced beginner. Class is free if Modern Mix embroidery designs and fabrics purchased from The Quilt Sampler.

PFAFF 5D SOFTWARE UPDATE

Helen Kroger

Sundays, October 17 and 24 1pm-2:30pm

FREE if 5D software or update purchased from The Quilt Sampler OR \$35

Come and explore the new features of Pfaff's 5D Embroidery Software. "See What Imagination Looks Like!"® Supply list.



EMBROIDERED SNOWMAN QUILT

Cristen Jones

Tuesdays, October 12, 19 and November 2 9am-12noon

The weather outside might be frightful, but we will have lots of fun inside working on this fun snowman quilt! Learn how to embroider scenes using templates, piece simple blocks, and quilt in the hoop while having lots of fun making new friends. Supply list. Class is free if 2 embroidery CDs and fabric kit or 4 embroidery CDs purchased from The Quilt Sampler.

CREATIVE VISION EMBROIDERY

Sue Stout

October 22 9am-12noon;

Friday, November 30 1pm-4pm;

Embroidery for the Creative Vision® and Creative 4.0®. Supply list

CREATIVE VISION PRECISE PLACEMENT

Sue Stout

Tuesday, November 2 1pm-4pm

Line up embroidery designs perfectly using precise placement features of the Pfaff Creative Vision® and Creative 4.0®. Supply list.

CREATIVE VISION MEMORY

Sue Stout

Friday, November 12 9am-12noon

Learn the memory and sequencing features of the Pfaff Creative Vision® and Creative 4.0®. Supply list

START OUT RIGHT

Shannon Wright

Friday, October 22 2pm-5pm; Wednesday, November 10 5:30pm-8:30pm;

Friday, November 19 9am-12noon

This is the mastery class for all of the Bernette® and Pfaff Smart® sewing machines. Learn the basic functions of the machine. Supply list.

PFAFF CREATIVE CONNECTIONS

Cristen Jones

Monday, October 4 10am-11:30am OR Monday, November 22 5:30pm-7pm;

Come learn how to take embroidery designs from a CD, put them in your computer, then send a design to your machine. Lecture/demo only-you do not need to bring your machine.

BERNINA CONNECTIONS

Thursday, October 21 1pm-3pm OR Wednesday, November 10 5:30pm-7:30pm

Learn to take an embroidery design from a CD, put them in the computer, then send a design to the machine. For all current Bernina® machines with the exception of the Aurora 430 and 440. Lecture/demo only-you do not need to bring your machine.

PREVENTIVE MAINTENANCE

Monday, November 22 4pm-5pm

Get to know the workings of your machine. Learn basic troubleshooting and maintenance that you can do between your machine's regular service appointments

SERGER MASTERY

Kim Thomas

Thursdays, November 11 and 18 5:30pm-8:30pm

Pfaff is coming out with new serger models! Add this great new machine to your sewing/embroidery machine to have the all-options "ready for anything" sewing studio. Confused about threading, tensions and differential feed settings? This basic class will address those fears as you stitch basic overlock, rolled hem and flatlock stitches. Chain and cover stitches, available on some machines, are extremely practical stitches that will also give your sewing projects great decorative possibilities. You will see project examples where these stitches can be used. Supply list.

Step up to Six



Come to this lecture/demo class to find out why everyone is so excited about the new Version 6 of the BERNINA Embroidery Software. For those who've never had embroidery software before, you'll see how easy it is to make your embroidery uniquely yours. If you already have a previous version of the software, you'll want to see

the newest features that are guaranteed to make your embroidery even more fun! You will leave with a fun eyeglasses case that you will make. Cost is \$10 and you will leave the event with a \$10 gift card. October 26th 5:30 to 8:30pm



Chris Wiegers is a BERNINA Trained Freelance Educator who combines her love of sewing with her fascination with technology. Those two worlds really come together in machine embroidery and the BERNINA Embroidery Software. Chris has a degree in Textiles, Clothing and Design from the University of Nebraska and she has been teaching in BERNINA dealerships for the past 13 years.

Project and Technique Classes



QUILTING 101

Amy Gilbert

Mondays, November 1, 8, 15 and 22 6pm-9pm
\$60

This is a complete course of quilt making. This four week class will take you through the complete process from rotary cutting, machine piecing, machine quilting, & binding the quilt. This class is for the absolute beginner...no experience required. Supply list. Book required.

LONG ARM FRAME QUILTING

Deb Parks

Wednesday, October 27 5pm-8pm OR Saturday, December 4 10am-4pm
\$18

This class is designed to offer helpful "hands on" practical tips, great tools and "how to" tricks for loading and quilting using a long-arm quilt machine. All you need for this class is a notebook & pencil!

QUILTS WITH GREAT EDGES Pt. 1

Kathy Kansier

Saturday, October 23 1pm-4pm \$24

This is a great class to learn finishing techniques for quilts. Learn about edge finishes and fabric choices for binding quilts. Make samples of continuous bias binding, double-fold binding, mitered corners, connecting binding ends, and other great binding techniques. Get inspired to finish your quilts. A second class with more advanced edges is available to those who have taken this class first. Supply list. Book required.

IT'S TO DYE FOR

Lorraine Olsen

Sunday, November 21 12:30pm-3:30pm \$18

This class is designed to give you a quick-and simplified- taste of dyeing your own fabric. The class project is a scarf, dyed in your favorite colors. There will be a kit fee, payable to Lorraine, at the time of the class, and you will be able to purchase a starter kit to do your own project at home.



Simon Haskins Trunk Show

**Oct 14th
4-6pm
\$10**

Simon Haskins is Jenny Haskins son and business partner. He has taught side by side with Jenny for many years. In the last 2 years he has taken off on his own teaching and designing new quilts and projects. Simon is a gifted man who has many talents and qualities that assure him of a brilliant future in the sewing, quilting and the embroidery industry. Please come and enjoy a trunk show featuring many of his and Jenny's beautiful creations.



QUILT SAMPLER CHALLENGE

- In 2011 we are going to do a quarterly challenge. We need ideas on what you want to make (small quilts, aprons, potholders etc.) Send your ideas to shannon@quiltssampler.com. The challenge details will go out in the January newsletter. We look forward to your ideas!



ZIPPY STRIPPY BAG

Shannon Wright

Wednesday, November 17 5:30pm-7:30pm \$12

You've seen our cute samples-now come make one of your own! Easy construction; zippers really are "no big deal!" Pick up one of our color-

coordinated kits or choose your own colors-we predict that you won't stop with one! Supply list. Pattern required.

QUILTS WITH GREAT EDGES Pt. 2

Kathy Kansier

Saturday, October 30 12noon-4pm \$24

Learn "advanced edges" by making samples of continuous prairie points, piping, facing, and scallops. Please be sure to take Quilts With Great Edges, Pt. 1, before you take this class. You will learn a wealth of information in both classes. Supply list. Book required.

BASICS OF HAND QUILTING

Kathy Kansier

Thursday, October 21 12pm-4pm \$24 plus \$20 kit fee

This class is perfect for every hand quilter, whether you are a beginner or just need to brush up on techniques. Kathy will discuss choosing a stencil, marking, thread, needle, and thimble choice, and give you plenty of time for practice and instruction on your quilting stitch. Supply list. Kit required.

MACHINE APPLIQUE

Jamie Cowan

Tuesday, November 16 4pm-6pm \$12

After taking this class, you will be able to add machine appliqué to any quilting, wearable, or home dec project. Learn about stabilizing and stitching for a professional-looking result. Supply list. Kit required.



FUN AND DONE

Pat Capps

Saturday, November 20 1pm-4pm \$18

This technique is quick, easy, and addictive! Simple piecing and the Batting Buddy® ruler system make this quilt-as-you-go project fun for quilters of all experience levels. Perfect for a table topper or runner; you can use the same technique to make any size project. Supply list. Pattern required.

Project and Technique Classes



PUNCH IT UP!

Jamie Cowan

Tuesday, October 5 10am-12noon \$12
Choose from miniature needlepunch or wool rug punch for this class. Learn how to thread the punch, hoop the fabric, make the stitch, and finish your project. These make great take-along projects! Supply list.

COILED BOWLS

Cristen Jones

Wednesday, October 20 10am-12noon \$12
Do you need some instant gratification? These coiled bowls and baskets are fun and easy to make. WARNING: These are addictive, you won't be able to make just one (and they'll make great gifts)! Supply list. Book required.



AQS APPRAISALS

Kathy Kansier

Sunday, November 14 12:30pm-3:30pm
Kathy Kansier is a Certified Appraiser with the American Quilters Society. She has appraised over 1600 quilts and is the only certified quilt appraiser in the Springfield area. Each typed appraisal includes a detailed description, history, and photo of the quilt, and its value. Appraisals are \$45.00 per quilt and are sent to the quilt owner within 2 weeks after your appointment. Written appraisals provide proof of the quilt's value for insurance purposes. An appraisal makes a wonderful addition to a quilt you are giving for Christmas—don't miss this opportunity to have your quilts appraised; schedule your appointments today!

BASICS OF HAND APPLIQUE Pt 1 AND Pt 2

Kathy Kansier


Fridays, October 22 and 29 12noon-4pm \$48
Learn needle turn and prepared applique methods in this two part class. Your project will be a block #6(Spring Gathering) from Kathy's book Ozark Varieties. It may become a wall hanging, pillow, or the start of your first full-sized applique quilt. Kathy teaches all about needle, thread, notion, and fabric choices. Supply list. Book required.



RAGS TO RUGS

Cristen Jones

Saturday, November 6 1pm-3pm \$12
Do you have lots of fabric in your stash that you want to get rid of? This is a great class for you! Cut strips of fabric and weave them into a placemat or rug using a wooden frame. These make quick and fun gifts. Frame & book required. Supply list.



MORE LONGARM QUILTING

Pat Capps

Saturdays, October 23 OR November 6 11:30am-3:30pm \$24
Are you ready to take the next step with your longarm quilting? Pat will talk about choosing quilting designs to enhance the piecing, feathers, and much more! There will be time to practice and play on the machines in the shop! Supply list.

BELLANCA BAG

Shannon Wright

Wednesdays, October 27 OR December 8 5pm-9pm \$24
This bag has all the style of the newest boutique purses! Make it with your favorite fabrics—trendy or traditional. Fun to make for yourself and for gifts! Supply list. Pattern required.



NORTH STAR

Lorraine Olsen

Wednesday, October 20 10am-5pm \$42
Lorraine will teach "North Star," the 2-row star from her book, "Little Lone Star Quilts." You may make this star as a miniature or slightly larger block. Learn Lorraine's technique and get lots of pointers on pattern, color, and scale. Supply list. Book required.



JELLY ROLL QUILT

Amy Gilbert

Saturday, December 4 1am-4pm \$18
Simple math: 2 Jelly Rolls plus 1 spool of thread, subtract batting and binding, and that equals an easy and fun jelly roll quilt! This is a great class for beginners and experienced quilters who are anxious to try something new! Supply list. Pattern required.



QUILTING 102: SAMPLER QUILT

Amy Gilbert

Thursdays, October 21, 28 and November 4 6pm-9pm OR
Thursdays November 11, 18 and December 2 6pm-9pm \$54
This class is great for confident beginner quilters, and a great follow-up to Quilting 101. In 3 sessions, learn to make chain blocks using 4-patches and 9-patches, and master the traditional star and pin-wheel blocks using half square triangles and flying geese. Supply list.

QUILT SMART®

Sue Stout

Friday, November 19 1pm-4pm \$18
If you are intrigued by classic quilt designs like Double Wedding Ring, Lone Star, or Mariner's Compass, but haven't tried it yet because of the intricate piecing, this class is for you! QuiltSmart® is a fusible interfacing that makes quick work of these and other designs. Choose your project, come learn the techniques, then wow people with your project. Supply list.



FESTIVE CHRISTMAS STOCKING

Pat Capps

Saturday, November 20 10am-12noon \$12
Whether you are making stockings for the entire family or you need a wreath decoration, this stocking will be a perfect fit! Choose the size and colors that are best for you! Supply list.

BEGINNING MACHINE QUILTING

Judy Robinson

Saturday, November 13 1pm-4pm \$18
Learn basic straight-line and free-motion quilting techniques using your home sewing machine. Supply list. Book required.

GORED SKIRT

Shannon Wright

Wednesday, October 20 5:30pm-8:30pm \$21
Make this beautiful gored skirt simply using a serger and the zigzag stitch on your sewing machine. Supply list. Pattern required.



SEWING 101

Deb Parks

Thursdays, October 7, 14 and 21 5pm-7pm \$36
In this class, students will review the basics of sewing and learn to read a pattern, lay it out on fabric, cut and sew pieces together. Students will leave class with a comfortable knowledge of the relationship between pattern selection and clothing construction. Supply list. Book required.

BERNINA 830 PILLOW

Sue Stout

Tuesday, October 19 5:30pm-8:30pm \$18
Make this decorator pillow for yourself or a gift using the sewing and embroidery features of your Bernina 830 and the jumbo hoop. Choose silks for an elegant look; cottons will give a more casual effect. Supply list. Small amount of pre-class prep work required.



PFÄFF CREATIVE VISION PILLOW

Sue Stout

Tuesday, November 16 5:30pm-8:30pm \$18
Make this decorator pillow for yourself or a gift using the sewing and embroidery features of your Pfaff Creative Vision. Choose silks for an elegant look; cottons will give a more casual effect. Supply list. Small amount of pre-class prep work required.

MONA LISA TOTE

Shannon Wright

Wednesday, October 6 OR Wednesday December 1 5pm-9pm \$24
Make this large tote using the Mona Lisa pattern and your favorite fabrics. Great for shopping, projects, or overnight travel. Supply list. Pattern required.



STITCHED LACE SCARF

Shannon Wright

Wednesday, November 24 OR Thursday, December 2 5:30pm-7:30pm \$12
Make this stunning accessory scarf using strands of decorative yarn and thread. Supply list