

"Eye of the Storm" - Jan Heffernan

Lay the foundation, sew up a storm, and you have the makings of a throw sized quilt in a day. Use an assortment of those boho chic prints you love but do not know what to do with. We will use tear away or foundation type interfacing to stitch your design into large block elements that assemble together to form your own masterpiece. Mon. March 19th 6:30 – 9 pm \$15.00 plus pattern

Chenille Quilts - Chris Dunn

Pick a flannel print panel and a make darling chenille throw. Technique looks hard, but the process is mindless and the results are wonderful. Wed. March 21st 6 – 8:30 pm \$15

Borders and Bindings - Sandra Mack

Learn the correct way to apply your borders and bindings to avoid waves. Take the mystery out of scalloped and mitered borders. We will also learn how to finish your quilt with the simplest technique to make straight and bias binding. Thurs. March 22nd 6:30 – 8:30 pm \$15.00 plus \$5.00 kit

Crazy for Kids - Ellen Grundvig

Make a crazy quilt for your favorite little one. Buggy barn's controlled stack & slash method is fast and fun for all skill levels. Boys will love the vehicles in "Convoy" and flowers in "Spring Fever" are perfect for your girly girl. Any Buggy Barn pattern can be taught in this class. Sat. March 24th 1pm – 4 pm \$15.00 plus book

Rag Rugs - Lynda Babcock

Rag rugs are one of the greatest rugs to make. They are easy to learn, inexpensive and the result is gorgeous! This simple technique of using scraps of fabric will soon have you on your way to making beautiful rugs for your home. Mon. March 26th 6:30 – 9 pm \$15.00 + pattern & tool

How to set-in seams or Y Seams - Sandra

Are you "Y" seam challenged when doing a Bride's Bouquet or an 8-pointed star? Come learn some easy techniques to make the block easier. Thurs. March 29th 6:30 – 8:30 pm \$15.00

T-Shirt Quilt - Ellen Grundvig

A T-shirt quilt is the perfect way to preserve memories. Learn how to cut and stabilize t-shirts, then design a one-of-a-kind quilt. Fri. March 30th 6:00 – 9 pm \$15.00

Imperial Pheasant - Danielle Iorg

This pattern is great for all quilters, especially beginners. I'll teach you how to use simple techniques to create a four patch that then turns into a eye catching pattern. This pattern is easy and comes together so quickly. Thursday March 29th 6:30 – 9 pm \$15.00 plus pattern

Mystery Quilt - Sundee Petersen

Are you ready for some fun? Join us for an all day adventure! We'll take you from clue to clue with minimum fuss and lots of fun along the way. At the end of the day you'll have new friends, lots of memories and a new quilt top. Saturday March 31st 10:30 – 4:30 pm \$30.00 class includes lunch


Hand Quilting Set-up and Stitching - Jodi W.

Get hands-on instructions for that "complete" quilting experience as you practice your stitch. Watch a floor frame setup and hear about lap and hoop options. Sat. March 31st 10:30 am – 1 pm \$15.00 (plus \$7.00 Kit)

Machine Appliqué - Sandra Mack

Learn a new fast way to do machine appliqué. This technique looks so good you can't tell that it hasn't been done by hand. Thursday April 5th 6:30 – 9:00 pm \$15.00

Quilt Etc.
11 East Main Street
Sandy, Utah 84070
PH: (801) 255-2666
www.quilt-etc.com



Open House- & Winter 2012

Class Registration

Friday January 13th

10am – 9 pm

&

Saturday January 14th

10am – 5 pm

**All of our new class samples
will be on display.**

Winter Classes

Beginning Rotary Cutting – Jane A

Struggling to make seams meet? Perhaps it's your rotary cutting. Get back to basics with a rotary cutting class and see if your piecing gets easier. Beginner or established quilter, let's see if we can make your quilting a lot more fun. Mon. January 16th 6:30 – 8:30 pm \$15.00

Civil War Journals BOM - Pat Bedont

This will be the last Civil War Block of the Month quilt, inspired by the Civil War Journals collection by Judie Rothermel for Marcus Brothers Fabrics. Designed by Homestead Hearth, you can either make a larger quilt that finishes at 84" x 102" or four smaller quilts that are approximately 45" x 52" each. The Civil War Journals BOM focuses on the children of the 1860s. Each month, you will receive historical information along with stories and quotes from children who lived through the era. Third Tues. each month 10:30 or 6:30 \$24.95 each month

Quilt Etc.
11 East Main Street
Sandy, Utah 84070
PH: (801) 255-2666
www.quilt-etc.com

Strip Club - Susanne Tanner

It's hip to strip -- If you Dare! Learn to use strips in lots of fun ways while exchanging new recipes, ideas and making new friends. PS CLOTHES REQUIRED! 3rd Wed. each month 6:30 pm or 3rd Thursday. 10:30 am \$18.00 for year registration plus kits and patterns

Beginning Tatting - Marsha Hall

Class @ The Handmaiden

What is tatting? It is to quote Webster's dictionary "a lace-like trimming of knotted loops and thread." Come and learn how to tat and read instructions. Limited to 4 students each class, 4 classes required for series, by the end of the 2nd class you'll be tatting. Wed. Jan. 18th 7:00 pm – 8:30 pm \$10.00 each class

Quilt of the Month - Quilt Etc. Staff


Finish a small quilt every month. At the end of the 12 months you will have a wall quilt for each season. Each new month's quilt is a surprise, but we'll show you some of the past ones. Third Fri. 6 – 8 pm or Sat. 10:30 – 12:30 pm \$25.00 per year registration plus \$15.00 each month for kit, pattern and class.

Frosty Jack - Jodi Warner

Add some character to your quilting life with this seasonal banner. Straight and angled machine piecing with 3-D and "button" details. Kits available Sat. January 21st 1:30 – 3:30 pm \$15.00 plus pattern

Clam Shell Delight - Lynda Babcock

A bit of nostalgia without the stress. Elisa's curved ruler puts the curves at ease. Pin three times and you're done! Mon. January 23rd 6:30 – 9 pm \$15.00



Quilt Etc.
 11 East Main Street
 Sandy, Utah 84070
 PH: (801) 255-2666

Clothesline Culb - Sandra Mack


This very social club with quilt project, show and tell of the past and present and of course food will be one that you will not want to miss. We will be making the darling group quilt that will take the year to make. You will find the history of the 1930's fun and interesting and we all share our stories of our grandparents and parents. Hope to see you there! 4th Tuesday each month 6:30 – 8:30 pm \$18.00 per year registration plus kits and patterns.

Beginning Piecing & Quilting – Dorthey & Pat

This 6 week class will take you from the very basic to a finished 54" square sampler quilt. Learn to sew 16 different blocks, teaching a different technique of piecing each week. Upon finishing you will be able to understand and follow most quilting patterns and language. This class is for beginners; however beginning rotary class is suggested. (Homework every week) cost: \$120.00 (Fee includes up to \$60 of your choice of fabrics) 6 Wednesdays starting January 25th 10:30-12:30 or 6:30 – 8:30 pm

Beginning Foundation Paper Piecing - Debra W

Learn how easy paper foundation piecing is and make a wall hanging at the same time. Once you learn how easy it is to get perfect results you'll be hooked. Thursday January 26th \$15.00 6 – 8:30 pm



Cold Hands Warm Heart - Laura Bird

Learn the "appliquilt" technique as you make this cozy wall hanging. The two snowmen, a tree, hearts and mittens give it a whimsical wonderland feel. Friday January 27th 6:30 – 8:30 pm \$15.00

Be Mine Valentine - Emily Bailey

Make a lacey valentine quilt for the one you love. X's and O's in Moda's new Always and Forever line are sure to make that special someone feels extra loved. Sat. Jan. 28th 10:30 – 12:30 pm \$15.00 plus pattern

Thimbleberries Club - Pat Bedont

We will be making projects from the new Pattern Party Book which celebrates all the seasons, month by month, with all the things we love... quilts, fabrics, gardens and yummy recipes. Enjoy new projects friends and food each month this is all you'll need for a full year of pattern and party fun. 4th Friday 6:30 or Saturday 10:30 each month \$18.00 registration plus book and kit

Crazy Eight Table Topper - Krickett Iorg

Easy strip piecing and rotary cutting, make this clever table topper for any holiday. Strips cut into triangles make this a great project for beginners. Monday January 30th 6:30 – 9 pm \$15.00 plus pattern

Knit Wits - Ellen Grundvig
Class @The Handmaiden

Knitting and crocheting are great portable projects. Come learn the basics or refresh your skills. Choose any of the projects displayed or choose one of your own. Last Tuesday each month 6:00 – 8:30 pm \$15.00 (\$10 ea. for 2 or more months)

Fabric Baskets - Susanne Tanner

Coiling is an ancient art form found in many cultures ranging from American Indian, African and Egyptian. Now with the use of the sewing machine, we have updated the technique and added a contemporary flair. Prep. Class Tues. Feb. 21st 6pm – 7 pm Class Tues. Feb 28th 6 – 8:30 pm \$15.00 + pattern

English Paper Piecing - Sandra Mack

Turn back the clock to grandma's era of the 1930s. Learn the basics to English paper piecing. A great take along project to any event. Thurs. Feb. 23rd 6:30 – 9:00 pm \$15.00 plus \$5.00 kit

Radiant Star - Pat Bedont

An old-fashioned favorite pieced in new popular fabrics. Don't let this diamond piecing scare you off. Simple strip piecing make this quilt go together fast and easy. Great for all skill levels. Thurs. Feb. 23rd 6:30 – 9 pm \$15.00 + book

James River - Sandi Anaya

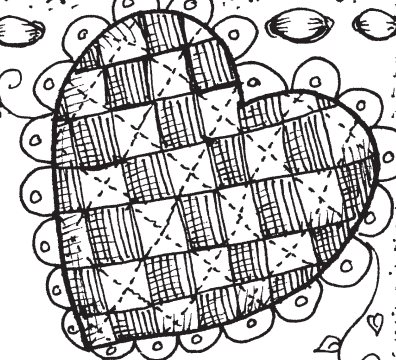
Take a trip down the James River with light and dark four patches and half square triangles. Make this quilt to celebrate the first ironclad ship used in the civil war. Mon. Feb. 27th 6 – 8:30 pm \$15.00 plus pattern

3 Patriotic Quilts - Karen Bennett

Come and learn two different appliqué methods and how to sew strips together without creating a wave. Guaranteed your project will always lay flat. We will be learning in class on the table runner. Wed. Feb. 29th 6 – 8:30 pm \$15.00 plus pattern

Class Policies

Class fees are non-refundable and non-transferable
 No visitors, children or cell phones in class.



Luck of the Irish - Cindy Stamm

Needle Felting Class @ The Handmaiden

Learn the art of sculptural needle felting. Make a three dimensional hanging shamrock. Kits available Tues. March 6th 6: – 8:30 pm \$15.00 plus kit

Patches and Pockets - Mary Baker

Here is a great idea for well-loved, well-worn denim jeans. Combine nine patch blocks with pocket blocks, and many other ideas given in class. Tues. March 13th 6:30 – 9 pm \$15.00

Twist N Turn - Susanne Tanner

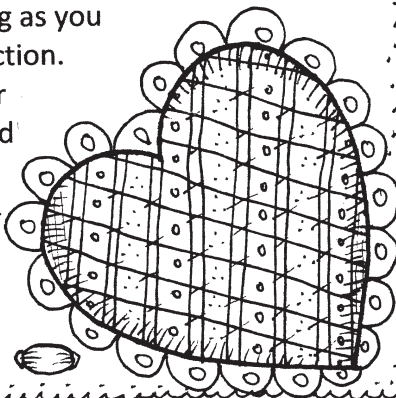
Do you have blocks that ended up not the right size and seem beyond salvation? Then come and learn a fun new way to frame you quilt blocks or a favorite focus fabric, that's a little bit different and extremely easy. You'll really enjoy what can happen to your quilt when you learn to twist n turn. Wed. March 14th 6 – 9 pm \$15.00 + pattern

A Granddaughter's Delight - Sandra Mack

Any granddaughter or daughter will be delighted with this quilt full of red dot pinwheels and rectangles of happy floral prints. What makes this quilt unique is the fun scallop appliqué border that is machine appliquéd. The technique is fun and easy. Thurs. March 15th 6:30 – 9 pm \$15.00 plus pattern

SPRING: What's Coming Up - Jodi Warner

Plug in the promise of Spring as you build this floral block collection. Focus on machine paper foundation piecing, then add the 3-D details. 2 X class Sat. March 17th & 24 1:30 – 3:30 pm \$23.00 plus pattern



Double Wedding Ring - Sandra Mack

If you have always wanted to make this traditional favorite; but afraid of how hard it looks. This new fabulous method makes this difficult quilt fun and easy. Thursday February 9th 6-9 pm \$15.00 plus book and templates

Civil War Stars - Debra Williams

Learn a quick way to make stars using the "Quilt in a Day Flying Geese Ruler". Simple stars will make this Civil War quilt a favorite.

Fri. Feb. 10th 6-9 pm \$15.00 + pattern

Baby Bundle - Ellen Grundvig

Create a designer nursery like they sell at trendy boutiques. This two time class covers all the basics like bumper pads, crib sheets, dust skirts and a simple quilt. Also learn extra's like soft blocks, fabric basket and soft quiet books. Sat. February 11th & 25th 10:30-1:00 pm \$20.00

Introduction to Machine Quilting - Renae A

Learn the art of machine quilting by practicing basic technique using your sewing machine. Class will include instructions on supplies and equipment, marking, layering, pattern selection, straight-line and free-motion quilting techniques. Sat. February 11th 1:00-4:30 pm \$25.00 plus pattern & sewing sampler

Labyrinth - Karen Manazer

Squares, rectangles and half square triangles make for quick piecing on this stunning quilt. No "Y" seams or diamonds make this a great beginners project. Mon. February 13th 6:30-9 pm \$15.00 plus pattern

Quilt Etc.

11 East Main Street

Sandy, Utah 84070

PH: 801-255-2666

www.quilt-etc.com

Rug Braiding (Round) - Lynda Babcock

Learn an old fashioned method to make a beautiful braided rug. Use your fabric scraps and make a rug that will add charm to any room. Great for any skill level. Mon. Feb. 13th 6:30-8:30 pm \$15.00

Stack-N-Whack - Chris Dunn

See the magic of cutting large print fabrics into a kaleidoscope. These pinwheels come alive on a black background. No two blocks ever looks the same. Wed. Feb. 15th 6-8:30 pm \$15.00 + book

Raw-Edge Reverse-Applique - Cory Weir

Create elegant and dramatic appliqué patterns where most of the work is already completed for you. The class fee includes a pre-quilted sample to practice the cut-out method, and discussion on quilting you own design. A pre-quilted runner can be ordered in advance. Thurs. Feb. 16th 6:30-8:30 pm \$15.00 includes practice sample

Traditional Hand Piecing - Jodi Warner

Learn accurate controlled steps to create beautiful, more interesting patchwork shapes. Choose favorite colors and begin with this pentagon star in a circle. Sat. Feb. 18th 1:30-3:30 pm includes pattern \$17.00

All Around the Block - Lin Law

Miniature neighborhoods all created in fabric. Create one of the most fun wall quilts you will ever see, custom build your own neighborhood! It is only paper piecing, beginning paper piecing recommended. Mon. Feb. 20th 6:30-9 pm \$15.00 plus book

Royal Red and White - Laura Bird

There is nothing so striking as a two color quilt. Come learn to use strip piecing by rows method.

Pick your own favorite color.

Tues. Jan. 31st 6:30-8:30 pm \$15.00

Here's my Heart Cindy Stamm

Needle Felting Class @ The Handmaiden

Learn the art of sculptural needle felting. This pretty hanging heart is quick to make and a perfect addition to any collection. We have gorgeous wool roving, perfect for this three dimensional heart. Tues. Jan. 31st 6:00-8:30 pm \$15.00 Kit available

Hugs and Kisses - Chris Dunn

Nothing says HUGS, KISSES and LOVE like X's and O's. Use the elegant etching line by Moda to create this romantic pieced quilt. Wednesday Feb. 1st 6:00-8:30 \$15.00 plus pattern

Valentine Doll - Pauline Davenport

Class @The Handmaiden

Pauline's one of a kind originals are the perfect way to decorate. So much fun to choose your own fabrics and embellishments, this one is a must see! Thurs. Feb. 2nd 6:30-9:00 pm \$15.00 (kits available)

Receiving Blanket with a Twist - Stephanie

This is a very unique, quick way to make a receiving blanket for your new baby. You will be surprised at how easy and fun it is to make. Finish your project before you go home. Thurs. Feb. 2nd 6:00-8:30 pm \$15.00 includes pattern.

Sock Monkey- Robbin Street

Class @ the Handmaiden

Remember Sock Monkey's made from men's red heel socks? Just seeing one makes you smile! Come learn how to make one, it's fun and easy. You will need a sewing machine for the first 20 minutes of class and then the rest is done by hand. You'll also receive lots of ideas for dressing your monkey, it's the best part.

Friday February 3rd 6-9 pm or

Saturday March 10th 10:30 am \$15.00

Beginning Punch Needle - Kathy K.

Class @ The Handmaiden

Punch needle embroidery is the latest craze in needle art. It's relaxing, easy and fun! We offer instructions, a complete kit with frame and a fantastic evening out for just \$22.00. Punch needles available for you to try and can be purchased at The Handmaiden. Join one of our classes and see the new designs for 2012! Our designs are new and unique each month, you will love the beautiful colors of Valdani threads. 2nd Tuesdays 6:30-9:00 pm February 7th March 13th, April 10th

Jo's Little Women Club - 2012

Susan and April Callaway

Please join us each month as we journey back to the Civil War era through the fabrics and monthly patterns created by Jo Morton. Each month we will discuss quilt history, tips and tricks, have show and tell, and create new friendships. First Tues. each month 10:30 am or 6:30 pm \$18.00 for year registration + pattern and kits each month.

All Tied Up Mary Baker

Learn how to tie a quilt with 7 different stitches. Techniques, yarns and different threads will be discussed. You'll make a sample of all the stitches to keep as a reference. Great for all levels of quilters. Tues. March 6th 6:00-8:00 pm \$15.00

Beginning Applique - Jeana Kimball

Treat yourself to a day of instruction on the basics of appliqué. Jeana will guide you through time-proven methods for a stress-free day of stitching. This highly-detailed class is perfect for learning and refining needle-turn hand appliqué techniques.

We will cover the basics while focusing on individual student's needs. Depending on your skill level, you can choose between three different designs to work on during class.

Thurs. Feb. 9th

10:30-3 pm \$35.00