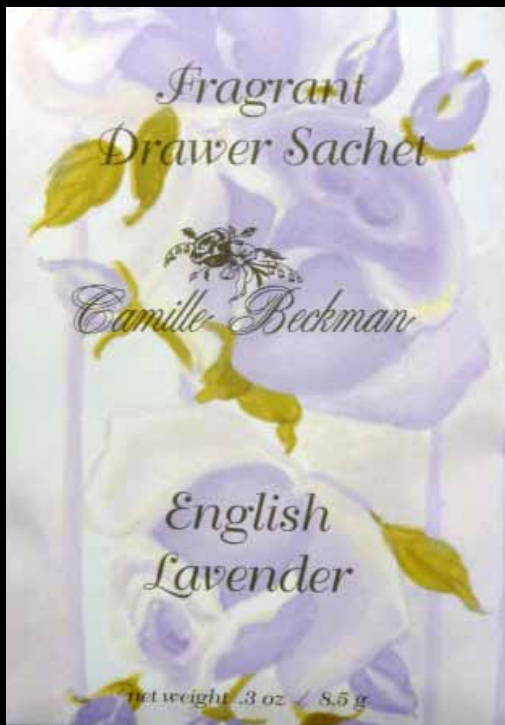



Spring 2011

- Classes
- Clubs
- Events




How to Quilt




Baste

Hoop



Roll

Quilt




FREE!!!

Cotton Pickins' Exclusive Quilt Kit

April 25 - May 4,
2011

Spend \$50
& Get a Free
Quilt Kit*

Hurry!
Limited to first
100 customers!



*Spend \$50 does not include gift certificates or classes.

Embroidery
Quilting Is So
EASY!

See class on page 12.





Koala Studio Showroom



KOALA STUDIOS AND SUITES



YOUR DREAM STUDIO IS WAITING FOR YOU

Design the creative retreat of your dreams. Select the height, work surface, storage options, accessories and finish of your Koala Cabinet Studio and our American Craftsmen will custom build them for you. We then, deliver, inspect and set up your new dream studio straight to your home.

Longarm Quilting Now Available

- **Quick Turnaround Time**
We strive for one week!
- **Quick and Easy Pricing Structure**
No hidden fees or thread charges.
Hobbs Batting Included!
- **Convenient Drop Off Location & Times**
Drop off and pickup during all
store hours.
- **Large Selection of Designs & Signature
Thread Color Choices**

Many quilters love to piece tops but not necessarily quilt them. We offer longarm quilting services to keep you piecing and not worrying about your machine quilting skills. This will allow you more time for the joy of designing, selecting fabrics and piecing.

BERNINA⁺

*830
Limited
Edition*



The Mark of the Ultimate Sewing Experience!

1. Most Space - 15" Extended Arm
2. Fastest Speeds - 1100 SPM - Faster BSR Speed
3. Jumbo Bobbin - Holds 40% More Thread
4. Total Stitch Control - 360 Degree Directional Sewing
5. Centered Screen - 7" Colored Touch Screen
6. Bernina Dual Feed - More Fabric Control
7. Truly Automatic Threading - One Touch System
8. Thread Delivery System - Includes Multi-Spool Holder
9. Jumbo Hoop - 260mm x 400mm - Largest Embroidery Field
10. New Red Limited Edition 830 with Special Gifts!

Virtual Pajama Day!

These exciting one hour programs are presented live over the internet. Each month a virtual educator will give you tips & techniques, project ideas and lots of inspiration. All you need to bring is pen and paper for notes. All brands of machine owners are welcome. Wear your pajamas, sit back, relax and enjoy the show!

We'll provide the popcorn! Bring a friend!

| | |
|------------------------------|---------------------|
| Software Sampler | 10:00 am - 11:00am |
| All About Machine Embroidery | 11:00 am - 12:00 pm |
| Virtual Sewing Club | 12:00 pm - 1:00 pm |

April 30, May 28, July 2 & July 30 - Saturdays

FREE!!!

BERNINA⁺

Ready for an Upgrade?

Trade in any sewing machine and receive
\$250 off any new aurora model, guaranteed!



aurora 430E



aurora 440QEE



aurora 450E

See Store for Details! May 1 - 31, 2011



Traditional style with an element of the unexpected defines Chloe beautifully. The tasteful blend of embroidered elements, intriguing piecing and a scalloped border make this quilt a unique work of art.

Combine optional Quilting in the Hoop techniques with the BERNINA Stitch Regulator for a perfect finish.



New Embroidery Class Series



Chloe Machine Embroidery Quilt Class

Spend the day stitching and learning great machine embroidery tips and techniques. During this 4-part class you will be making this beautiful quilt embellished with elegant embroidery designs. Learn about proper hooping, stabilizing, manipulating designs and much more. Purchase the Chloe kit and designs or choose your own. Hurry! Space is very limited. Sign up today!

**NEW
Session!!!**

**May 1, May 15, May 29 & June 12
Sundays, 12 pm - 5 pm
Four Classes for Only \$75!**

Hands On Software Classes

Ready to take your software learning to the next level? These advanced classes are designed to explore more of V6 features. Bring your computer loaded with Bernina Software, your dongle and your embroidery machine to this hands on class. Each class will start with a software design lesson and finish with stitching out your design on your machine. Learn design tips, digitizing techniques and stitch-out troubleshooting. These classes may be taken in any order. Supply lists are available at time of sign-up. Space is limited.

Multi Hooping

May 14, Saturday

3 pm - 6 pm

Class: \$25

Quilter Program

June 4, Saturday

3 pm - 6 pm

Class: \$25

Cross Stitch

July 16, Saturday

3 pm - 6 pm

Class: \$25

Advanced Applique'

August 6, Saturday

10 am - 1 pm

Class: \$25

830 New Owners Class

Class #1

Tue, June 14

12 pm - 3 pm or 6 pm - 9 pm

Class #2

Wed, June 15

12 pm - 3 pm or 6 pm - 9 pm

Class #3

Thu, June 16

12 pm - 3 pm or 6 pm - 9 pm

Learn what your 830 has to offer!
Call Today to Register!

Hands On Cutwork Tool Class

Learn how the BERNINA CutWork Tool cuts shapes, patterns and designs from single or multiple fabric layers. You can cut sharp, crisp edges quickly and easily. In this hands on class you will use the cutwork software to design shapes and your embroidery machine and cutwork tool to cut them out. You will also learn about proper stabilizers and hooping to get the best results.

May 28, Saturday

10 am - 1 pm, Class Fee: \$25

Advanced Class

May 28, Saturday

3 pm - 6 pm, Class Fee: \$25

BERNINA⁺

Party Club Time!

May 10 - Tue, 9am - 12pm **or** 1 - 4pm **or** 6 - 9pm

May 11 - Wed, 9am - 12pm **or** 1 - 4pm **or** 6 - 9pm

May 12 - Thu, 9am - 12pm **or** 1 - 4pm **or** 6 - 9pm

Come to our Bernina Party Club and have fun learning about your sewing machine while making a fun project! Simply bring a pair of scissors and an open mind for learning and we do all the rest! Bring a friend and make it a "Girl's Day Out." Sewing machines and supplies are provided. All brands of machine owners are welcome.

\$10 Kit Fee, payable at class.

Registration is a must! Call today

BERNINA⁺

Open Embroidery Day!

May 13 Friday, 11am - 4pm

June 10 Friday, 11am - 4pm

July 8 Friday, 11am - 4pm

Aug 12 Friday, 11am - 4pm

Do you need help with an embroidery project or are you just too afraid to start on your own??? Come to our Open Embroidery Day and work on your "unfinished" or "un-started" embroidery projects. Bring your machine, supplies and projects and we will help you get started, give great tips, advice and offer support to make your machine embroidery a success! Sign up today! Class size is limited!

Class Fee: \$40 per session

Mastering Your Bernina Class 1

Learn the basics of your new Bernina machine. This class includes proper care, threading, needles, thread, tension and practical stitches.

| | |
|-------------|------------------|
| Wed, May 18 | 12:00pm - 3:00pm |
| Wed, May 18 | 6:00pm - 9:00pm |
| Sat, July 9 | 10:00am - 1:00pm |

Mastering Your Bernina Class 2

Continuation of Class 1 covering buttonholes, free motion, memory and decorative stitches.

| | |
|-------------|------------------|
| Wed, May 25 | 12:00pm - 3:00pm |
| Wed, May 25 | 6:00pm - 9:00pm |
| Sat, July 9 | 1:30pm - 4:30pm |

Mastering Your Bernina Class 3

This class is for Artista machine owners. Advanced use of memory and function buttons.

| | |
|--------------|------------------|
| Tues, May 31 | 12:00pm - 3:00pm |
| Tues, May 31 | 6:00pm - 9:00pm |
| Sat, July 23 | 10:00am - 1:00pm |

Mastering Your BSR Foot

Use your BSR foot to it's fullest. You'll use this foot four different ways to find out what works best for your quilting style.

| | |
|-------------|------------------|
| Wed, June 1 | 12:00pm - 2:00pm |
| Wed, June 1 | 6:00pm - 8:00pm |
| Tue, Aug 2 | 6:00pm - 8:00pm |

Mastering Your Artista Embroidery Machine

Learn the basics of machine embroidery, hoops, stabilizers, needles and threads.

| | |
|--------------|------------------|
| Tues, June 7 | 12:00pm - 3:00pm |
| Tues, June 7 | 6:00pm - 9:00pm |
| Sat, July 23 | 2:00pm - 5:00pm |

Mastering Your Serger Class 1

Learn how to thread your needles and loopers, adjust tensions and serge the basics.

| | |
|------------|-----------------|
| Sat, Aug 6 | 3:00pm - 6:00pm |
|------------|-----------------|

Mastering Your Serger Class 2

Learn basics stitches like rolled hem, flatlocks, etc.

| | |
|-------------|-----------------|
| Sat, Aug 13 | 3:00pm - 6:00pm |
|-------------|-----------------|

Mastering Your Serger Class 3

Advanced class for chain and coverstitch machines.

| | |
|-------------|-----------------|
| Sat, Aug 20 | 3:00pm - 6:00pm |
|-------------|-----------------|

V6 Software Series

New and Improved 3-Part Software Series. Classes must be taken in order. Bring your laptop, software and dongle. For more in depth software learning, try our new hands-on software/embroidery classes.

Mastering Your V6 Software Class #1

Introduction to V6, Basic Editing & Modifying

| | |
|-------------|------------------|
| Sat, May 14 | 10:00am - 1:00pm |
|-------------|------------------|

Mastering Your V6 Software Class #2

Advanced Editing, Basic Digitizing, Monogramming

| | |
|-------------|------------------|
| Sat, June 4 | 10:00am - 1:00pm |
|-------------|------------------|

Mastering Your V6 Software Class #3

Auto-Digitizing, Magic Wand & Text

| | |
|--------------|------------------|
| Sat, July 16 | 10:00am - 1:00pm |
|--------------|------------------|

These beginning classes are free if you purchased your Bernina at Cotton Pickins'. All Bernina owners are welcome for \$25 per class. Pre-registration is a must as class size is limited! Cancellations are appreciated to allow another student to fill the space. Please call us at (360) 629-4771 to reserve your space. Thanks!

Please bring your sewing machine, all accessories, class manual and supplies from the Mastery Class sewing list. We look forward to seeing you here!

Quilting Classes

Learn How to Machine Quilt *on Your Embroidery Machine*




Hands On Class

| | | | |
|------------|--------------------|-----------|--------|
| Session #1 | May 19, 26 & Jun 2 | Thursdays | 12-3pm |
| Session #2 | May 19, 26 & Jun 2 | Thursdays | 6-9pm |
| Session #3 | May 20, 27 & Jun 3 | Fridays | 12-3pm |
| Session #4 | May 20, 27 & Jun 3 | Fridays | 6-9pm |

Quilt an entire quilt in this 3-part class! We provide the sewing machine and quilting designs! You will be learning about resizing and manipulating designs, proper hooping and tension. Techniques can be applied to all brands of machines.

Space is very limited! Class Fee: \$75



Perfect Binding

May 3 - Tuesday
6 pm - 9 pm
Cost \$25
Jeannette Beams

Perfect Binding - The last and final technique to master in your quilting - the binding! Jeannette will share her 30+ years of quilting experience to show you tips and techniques that will make binding a breeze. Mitered corners without bulky seams and non-lumpy binding connections are just a few of the priceless tips she'll teach you during class.



Dresden Plate

May 7 - Saturday
Time: 11 a.m. - 4:00 p.m.
Cost \$40
Kathy Blank

Dresden Plate - Who knew that Dresden Plates are actually very easy! Join Kathy in class and learn many tips and secrets to this very traditional quilt. You'll be amazed at how quickly this quilt goes together!



Reversible Apron

May 9 - Monday
12 pm - 3 pm OR 6 pm - 9 pm
Cost \$25
Jeannette Beams

Reversible Apron - Make these quick and easy aprons for all the chefs in your life, big and small. Make children or an adult size in class. Plus they are reversible so you can make them for holidays and everyday at the same time.



Bug Screen Tote Bag

May 16 - Monday
12 pm - 3 pm OR 6 pm - 9 pm
Cost \$25
Jeannette Beams

Bug Screen Bag - So many people have asked about these bags! In just one class, you'll be able to create your own one-of-a-kind tote bag. Use your favorite fabric and even add a little machine embroidery, pockets or any other type of embellishments to make it uniquely yours.



Turning Twenty 1, 2, 3, 4 & 5

May 21 - Saturday
Time: 11 a.m. - 4:00 p.m.
Cost \$40
Darlene Burke

Turning Twenty #1, #2, #3, #4 or #5 - Turn your favorite stack of fat quarters into a large quilt in just a few hours. This is a perfect pattern for beginners and a snap for the experienced quilt maker. Come and check out the several great samples in the store.



Freemotion Skillbuilder
May 23 - Monday
12 pm - 3 pm OR 6 pm - 9 pm
Cost \$25
Melinda Morrow

Freemotion Skillbuilder - What a great way to practice your quilting technique! Build machine-quilting confidence and expertise by practicing on skillbuilder panels printed with a variety of machine-quilting designs. This class is for confident beginners with some practice with free-motion quilting.



Birdie Sling
May 24 - Tuesday
12 pm - 3 pm OR 6 pm - 9 pm
Cost \$25
Darlene Burke

Birdie Sling Bag - This roomy bag by Amy Butler makes a great carry-all or a fabulous diaper bag. Darlene will share her tips to help you make this simple and fun project. Turn beautiful fabrics into a bag you will love.



Chelsea Bag
June 8 - Wednesday
12 pm - 3 pm OR 6 pm - 9 pm
Cost \$25
Darlene Burke

Chelsea Bag - A modern, boxy tote or handbag that is reversible for your many moods. Clean lines and cool shapes make for an easy access bag with contemporary urban flair!



Paper Piecing
June 11 - Saturday
Time: 11 a.m. - 2 p.m.
Cost \$25
Melinda Morrow

Paper Piecing - Paper piecing is a great technique for intricate blocks and extra-sharp points. Learn the basics of this method and tips to help make it easier. If you can sew a straight line, you can paper piece.



**Quilt As You Go
Tablerunner #1, 2, 3 or 4**
July 7 - Thursday
12 pm - 3 pm OR 6 pm - 9 pm
Cost \$25
Jeannette Beams

"Quilt As You Go" Tablerunner #1, #2, #3 or #4 - Have your table all decked out for the spring and summer with this easy quilt-as-you-go-table runner. Looks great in spring or fall colors. These quick and easy runners are perfect for holiday gifts.



Beg Quiltmaking 101

July 11, 18, 25 & August 1 - Mondays
12 pm - 3 pm OR 6 pm - 9 pm
Cost \$75
Jeannette Beams


Beginning Quiltmaking 101 - Here's your chance to start quilting! Learn all of the basics of machine piecing while making this fabulous rail fence quilt. Only prerequisite is to sew a straight line! Classroom machines available.



Sew Easy Pajama Pants

July 30 - Saturday
Time: 11 a.m. - 4:00 p.m.
Cost \$40
Jeannette Beams

Sew Easy Pajama Pants - Had a bad sewing experience in Home Ec? Try again! Make these adorable pajama bottoms with a no stress approach. We'll take you from start to finish during this fun day of sewing.



Open Sew

August 4 - Thursday
Time: 11 a.m. - 4 p.m.
Cost \$40
Jeannette Beams


Open Sew - Join Jeannette Beams for an afternoon of relaxing sewing with no interruptions from home. Bring any project you are working on for a little extra help, start a new project or just come to socialize.



Mini Zipper Bags

August 8 - Monday
12 pm - 3 pm OR 6 pm - 9 pm
Cost \$25
Jeannette Beams

Mini Zipper Bags - These mini bags are so fun and easy to make. A simple, quick and easy project that makes perfect gifts for grandkids and friends. Choose fun colored zippers, fabrics and embellishments. The possibilities are endless!



Intermediate Quiltmaking

Aug 15, 22 & 29 - Mondays
12 pm - 3 pm OR 6 pm - 9 pm
Cost \$75
Jeannette Beams

Intermediate Quiltmaking - You will be creating a beautiful traditional "Ohio Star" quilt while you take your quilting skills to the next level. A snowball block variation, half-square triangles, and sashing techniques will be part of the skills taught during this three session class. How to align star points, effective pressing tips, and position pinning will all help expand your quilting knowledge.



8718 270th St NW
Stanwood, WA
98292
360-629-4771


PRSR STD
US POSTAGE
PAID
EVERETT, WA
PERMIT No. 201

Store Hours:
Mon - Sat
10:00am - 5:30pm
Thurs til 7:00pm

Does Your Machine Look Like This???

Just like your car, your machine needs regular servicing. Lint buildup can cause permanent damage to your machine. Lint can also get into the gears and soak up the oil that is needed to keep your machine running smoothly. This is why we recommend you have your machine serviced once a year by our certified Bernina technicians.

Your machine will thank you for many years!!!



**\$25
Off**

Annual
Bernina
Service

Expires: June 30, 2011