



Pines & Needles

Monterey Peninsula Quilters Guild

September 2012

General Meeting and ELECTIONS

Monday, September 10

Refreshments: 6:30 p.m.

Meeting: 7:00 p.m.

Pacific Grove Community Center
515 Junipero Avenue (at 15th)
Pacific Grove, CA 93950

What to Bring

- Check or cash for November workshop
- Name tag
- Community quilts
- Library books
- Sweets and savories
- UFOs
- Pen and calendar to volunteer for the varied jobs and jobettes that make this guild so vital

Advertiser Index, p. 13

Calendar, p. 17

Guild News, p. 3

Heart Pillow Pattern, p. 10

Membership Dues Renewals, p. 6

MPQG Organizational Chart, p. 8

Other News and classes, p. 12

President's Message, p. 2

Request for Grant Funds form, p. 11

Workshops, p. 1, 2, and 4

Workshop Registration, p. 16



My Story

with Frances Cunningham

Frances Cunningham began sewing at the age of ten in 4H, and has loved to sew ever since. As a teen and beyond, she made all of her clothes, even taking tailoring classes at 16. There came a time when fabric and patterns began costing more than good, ready-made clothing which reduced her incentive to sew. About the same time, she started her career and her sewing time dwindled. However, she went from sewing clothing to creating small wall hangings as gifts.

Until the development of the rotary cutter and rulers, Cunningham was not interested in quilting. She couldn't imagine

anyone creating templates and cutting out multiple pieces of fabric for a quilt by hand!! Besides, at that time, the only all-cotton fabrics tended to be gingham, plaids and calicoes in pastel colors – not very interesting for someone who liked bold colors and striking patterns. She can still picture the first fabrics that came out with gold printing outlining the designs – and the very first batiks and how wonderful they were. It was hard to cut into those first fabrics – what if they were never to be found again?

The first quilt Frances made was the result of taking a class to make miniature quilts – but, being Frances, she doubled the size of the pieces since she could not imagine sewing a $\frac{1}{4}$ inch seam on a $\frac{3}{4}$ inch square of fabric. As a result, Cunningham made two

continued on p. 6

Workshops

September 8 & 9

Beneath the Sea, Using Fabrics, Fibers and Found Objects, a two-day workshop with Frances Cunningham.

Students will create an individual undersea assemblage depicting the rich textures and colors of the ocean reefs. The class is available to students who enjoy

continued on p. 2



Sunday, November 11

Color: How to Make an "Oh, Wow" Quilt, a one-day workshop with Liz Berg.

This workshop is appropriate for all skill levels. It is a process class so there is no sewing machine requirement.

We will explore color theory and do a number of color exercises during class that will lead

continued on p. 4



President's Message


School is back in session. Autumn colors are on the liquid amber trees. The Monterey County Fair with our Challenge Quilts is just around the corner. The Presidential Election is coming. Wow! Time seems to be flying.

I hope you are enjoying life, working on a new quilt, or finishing one. Our new board has gone to work to inspire and create a positive environment for each of us to enjoy this pastime that we cherish.

There are some positions that still need to be filled. I encourage each of you to consider taking on a responsibility that will contribute to all, develop friendships for you, and bring you joy as you learn new skills. In 1989, I joined this guild. Throughout the years, I have held many positions and met many wonderful people while acquiring new skills. Please, give it some thought, consider the circumstances of your own life at this time, and give us some of your time and talent. We can learn from each other. We can share our joys and sorrows. We can be inspired and inspiring.

Carole Olsen, President
caroleolsen@gmail.com, 831-372-9289

Workshops



continued from p. 1

Frances Cunningham, **Beneath the Sea**, Using Fabrics, Fibers & Found Objects handwork, but it does not require any but the most basic hand-sewing skills. Instead, this class relies on a vivid imagination and the willingness to play!

The piece is the ultimate recycling art project. Since nature has chosen to create many very colorful, unusual sea creatures, it is not difficult to imagine any number of interesting sea creatures that we might create from common household or sewing studio items: kitchen scrubbers; remainders of a knitting project; fabric scraps; old jewelry; dust mops; fringe from pillows; old tassels; blouse hanging ribbons; unraveled sweaters; worn out silk flowers; and any other interesting shapes or textured item can be reborn into a colorful reef display.

The project is worked in layers, working from back to front. You will use color, value and size to help create more interesting depth. You will work on a small piece that can be completed in a 2-day workshop. The project is created entirely by hand. You will use a few basic embroidery & quilting stitches to create sea creatures and hold the piece together.

Frances will have available a kit for a piece that is approximately 4" x 6" in an 8" x 10" matt. It can be framed in a standard shadow box frame. She finds that a piece of this size can be completed in the workshop time frame, and still present you with the basic skills necessary to move on to a larger piece. Plan to bring along any fun stuff you may have on hand to add to the scene, but remember the piece will be small, so large things may be difficult to work with. Cunningham will bring all the materials necessary to complete your piece, and you can come only with the most basic hand sewing supplies.

Should you choose to work on a larger piece instead of the kit, the same rules of perspective will apply. Bring a matt cut to the size you want and she will have basic supplies to get you started. The most difficult things to find are fishes, so Frances will have some of those available.

Where: Sally Griffin Senior Center, 700 Jewel Avenue, Pacific Grove, CA 93950.

For more information about workshops, go to www.mpqg.org. To register, go to the Workshop Reservation form on p. 6.

CQFG Sew-In

The Charity Quilt Friendship Group will be meeting at my home, near Laguna Seca Friday, September 21. Come prepared to do heart pillows to be delivered in October, which is Breast Cancer Awareness month. Bring fabric, if you have some small pieces, or even odd quilt blocks that can be fashioned into hearts. And, if you have bags of stuffing bring them along too. Come prepared with a sewing machine or let me know if you need one of mine. And, of course, bring a sewing kit. We will meet between 9:30 a.m. and early afternoon so bring a bag lunch as well. Call for directions.

Terann Carr, Community Liaison
cacarrs@sbcglobal.net, 831-375-7881

Falling Leaves---Meteor Showers---UFO's!!

Have you noticed? The seasons are changing! The sun sets a little earlier every night. There's a little nip in our afternoon breezes. The late summer meteor showers have been spectacular (when you can see them through the fog)!

Now is the perfect time to finish up those UFO's you so optimistically listed in January! Put the binding on that Halloween quilt that's been sitting in a box for three years! Finish piecing that harvest table runner so you can dazzle your family at Thanksgiving! Get started on those stockings, wall-hangings, gifts for those in your small quilt group, cozy lap quilts for Hanukkah, Christmas, Kwanzaa and any other holiday that you celebrate!!

If you didn't win a gift certificate to Back Porch Fabrics at the August meeting, you have a second chance in September. We're having our quarterly drawing at the September meeting. Those who have finished a UFO and who have shown it at Show and Tell at a Guild meeting have their names in a jar, ready to be drawn. So, bring your UFO's to the September meeting, check in with Margaret Nava, and put your name in the jar—you might be the lucky winner!

Meanwhile, watch some football or baseball, check out the new programs on TV (oh, those New Jersey housewives!), or make a cup of tea and quilt with a friend during our golden fall afternoons. Happy Autumn!

Margaret Nava, UFO Challenge
Navamtry@aol.com, mail to 6 Via Ladera, Monterey
CA 93940

Words to Quilt By

"The essence of living is discovering. Indeed, it is the joy of discovery that makes life worth the effort."

—Vijay Krishna



Door Prize Fund Raiser

August Raffle – Back Porch Fabrics donated 16 class gift certificates along with a fun, little bag containing charms and embellishments.

Thank you, **Gail Abeloe**. Everyone looks forward to the August meeting. Congratulations with your 16 years! And, Congratulations to the 16 lucky winners.

July Door Prize Raffle – **Florence Lee and Steve Clizbe** donated 3 patriotic baskets for our July raffle:

- I Pledge Allegiance basket with 12-1/2 yards of patriotic fabric plus ornament, candle, doll, and ceramic dish;
- Land Of The Free basket, 12-1/2 yards of patriotic fabric, county doll, heart pin, and candle holder; and
- Love The Red White & Blue basket, decorative tin, birdhouse chime, American doll, and 6-1/2 patriotic yards of fabric.

Jeannie Kelley donated a basket filled with assorted cotton squares, a wrist pin cushion, a Bubble Gum Dreams pattern, and a fabric flower on a stick.

Everyone loves to stop by the table to view the creative baskets and dream they will be the lucky winner.

Thank you all who have taken time and using your imagination to create raffle baskets. There is always a request for monthly sign-ups. Can you help?

Patricia Brown, Door Prize
mpbhomes@yahoo.com, 831-595-1509

Future Workshops

continued from p. 1

Liz Berg, *Color: How to Make an "Oh, Wow" Quilt*

to a greater understanding of successful use of color in our quilts. This all day workshop will be a fun exploration of color dynamics and will generate many new ideas for spicing up your quilt works with color. These skills can be applied to traditional or "art" quilts.

Where: Sally Griffin Senior Center, 700 Jewel Avenue, Pacific Grove, CA 93950.

For more information about workshops, go to www.mpqg.org. To Register, go to the Workshop Reservation form on p. 16.



Guild News

Changing Hats from Newsletter Editor to Web Mistress

This is my last issue as your newsletter editor. Two years ago, I was new to my Apple computer, a newish member of the guild, and certainly new to the world of editing. It's been a wonderful experience. Please follow me over to the NEW web site as soon as it's finished in September. I'm following Cheryl Smith as the web mistress. Thanks, Cheryl, for your years of hard work. Please continue to send your articles and photos to me.

Claudia Sammis, especials@sbcglobal.net



Sew-Up a Pillow

October is

Breast Cancer Awareness Month

See p. 10 for pattern and directions.

October is Breast Cancer Awareness Month and I'd like to deliver some pillows to our area hospitals. Any fabric will do, and it's a good way to use extra quilt blocks. There is also a pattern on the web site. Remember to stuff it firmly but not too hard. Bring them to the October meeting. See p. 9 for my interview with Joy Smith, a Nurse Educator at CHOMP who has given our pillows to their patients.

Terann Carr, Community Liaison
cacarrs@sbcglobal.net, 831-375-7881

Note:

Web Site News

Deadline: September 15

Contributions welcomed! Photographs should be 300 ppi, .jpg or .tif format. Please do not add ANY formatting to articles. Submissions should be copyright free. Email to: Claudia Sammis, especials@sbcglobal.net or 831-333-9133.

WANTED: 2012 Fair Quilt Photos

Did you enter a quilt in the Fair? Please email a photo to your web mistress for inclusion in the new web site at especials@sbcglobal.net.

Photo Tips: Send a high resolution .jpg. Photos are most attractive if the camera is centered on the quilt.

Family Threads

Patti Mauerman & Jennifer Millsap

Fabric • Custom Embroidery Quilt Labels

Phone 831-623-0200

Web www.FamilyThreads.org

Hours: Tuesday to Friday - 10 to 5,

Saturday - 10 to 4

Closed Sunday and Monday

Sew Happy

Long Arm Quilting
Quilting Classes
Heirloom Sewing Classes



Marylou Castro


831-595-4319 831-449-9205

macnur@gmail.com

Guild News... continued

Closing August 21st

Diane Bower - One Woman Show
Oh, My!
Another Orange Quilt!



Now until August 21 at Back Porch Fabrics Gallery.



Right: Diane greets guest at the reception for the artist. (Could the guest be Margaret Nava?)

**JOIN US
at
Empty Spools
Seminars
2013**
Asilomar Conference Grounds
5-day Quiltmaking Workshops
sponsored by:
Gayle Mills and Suzanne Cox
**held at
Asilomar Conference Grounds
"Refuge by the Sea"
Pacific Grove, California**
\$1294.00
per session
Price includes 5-day workshop with your
selected instructor, all meals, and lodging
(double occupancy). Single supplement available

Session I	Feb 24 - Mar 1
Session II	Mar 1 - Mar 6
Session III	Mar 26 - Mar 31
Session IV	Apr 2 - Apr 7
Session V	May 26 - May 31

For more information write to:
5306 Springridge Court, Fairfield, CA 94534-4005
(707) 864-1170, phone (707) 864-1345, fax
E-mail: info@emptyspoolseminars.com
View our website brochure:
www.emptyspoolseminars.com

The Last Stitch
Every Quilt Tells a Story
Let us design the perfect quilting pattern for your quilt.
www.Laststitchquiltingdesignstudio.com

107 B The Alameda
PO Box 693
San Juan Bautista, CA 95045
831-623-4330
info@laststitchquiltingdesignstudio.com

MPQG Board: September Projects

- Membership Re-enrollment continues. Deadline is September 30 for inclusion in Directory
- New fiscal year begins September 1
- Call for Community Grant Award Proposals
- Advertiser renewals due for annual rate
- Booth at Monterey County Fair/sell raffle tickets and display Challenge Quilts
- Initial quilt show committee members meeting

How Did you Spend Your Summer Vacation?

Did you notice we had two young sewers with us for our Tying Event? One young lady has been sewing neonatal quilts for us for a couple of years. Katelyn Jazowski, daughter of Julie, brought in 9 little quilts, and helped tie! She is a Junior at Trinity High School in Monterey and is earning Community Service hours by doing so. Of course, I was happy to sign her form. If you know other young quilters who would like to follow her lead, just bring in the official school form with any projects they complete.

Terann Carr, Charity Quilts
cacarrs@sbcglobal.net, 831-375-7881

bella's
STUDIO

*Monterey's sewing, craft & design studio; where
inspiration and creativity are set free.*

CLASSES, WORKSHOPS, & SPECIAL EVENTS

BELLA LOFASO BRANCATO
140 West Franklin St., Suite 205, Monterey, CA 93940
www.bellastudiomonterey.com,
bella@bellastudiomonterey.com, 831.920.2272

MPQG Membership Form 2012/2013

Membership dues are due now. Please renew by September 30 to be included in our Member Directory.

Annual Membership fee for new and renewing members is \$35.00.

Make check payable to: MPQG. Bring this completed form including your email address, and a check to the August or September general meetings ... or mail it to:

MPQG Membership
PO Box 1025
Pacific Grove, CA 93950

Print legibly.

Name: _____

Address: _____

City/State/Zip: _____

Home Phone: _____ Cell Phone: _____

Email address: _____

Website/Blog: _____

Members receive the newsletter via email, so be sure to provide your email address when filling out this form.

☐ I wish to receive the monthly newsletter via U.S.P.S.

For questions, contact Yo Matsuda at 831-372-5785 or yomatsu13@aol.com.

My Story with Frances Cunningham continued from p. 1

placemat-sized quilts, rather than notecard-sized pieces. She still has those less-than-wonderful pieces and will bring them with her to the Guild meeting.

Ms. Cunningham has quilted for about 20 years and along the way she's found that while she enjoyed quilting, she was not so fond of repetition. As a result, her earlier work was wonderfully scrappy rather than from only a few fabrics. "I tend to make large, bed-sized quilts, so early on I found a long arm quilter (who has become a dear friend) who was willing to work with me to finish the large tops I produced. As time went on, we both got better at what we did, challenging each other to produce better, more interesting quilted pieces," stated Frances.

She continued, "There are only so many large quilts that I can use or give away, so I have moved to making smaller art quilts that can be hung on the wall. For the past 7+ years, I have been working on quilts that have dimension and embellishments and strain the boundaries of traditional quilts. Every piece does have a top, batting and a back, and is stitched, but many would question whether they are truly quilts. Since I enjoy making them, it doesn't matter to me whether they fall inside or out of the category of quilts."

Quilting gives her the opportunity to play with fabric, and explore wonderful shapes and colors. She's taken classes from many, very talented quilters and embroiderers, and has learned from them all. Over time, Cunningham has melded their lessons into an art form that pleases her in many ways, satisfying the love of sewing, fabrics, colors and the ocean, and providing a way to share that with others. She ended the interview by saying, "I'm looking forward to teaching at MPQG and sharing my fun with you." And, we're looking forward to it, too.

Sally Miller, Programs

dsmiller13673@yahoo.com, 262-873-0384

Guild News... continued

New Board Officers and Coordinators 2012-2014

The Board nominated the following members to serve as officers in the positions listed below. They will serve for a two-year term beginning in September 2012. The election of officers was held at the General Meeting on August 6.

1st Vice President	Janyce Anderson
2nd Vice President	TBD
Treasurer	Jeanne Krener
Activities Coordinator	Margaret Nava
Fund Raising Coordinator	Genie Santini
Membership Coordinator	Yo Matsuda

Volunteers are needed for the following positions:

Door Prize

Quilt Show Chair 2013,

Newsletter Editor,

Member Directory 2012

Monterey County Fair Coordinator 2013,

Raffle Quilt Marketer 2013, and 2014, and

Facilities.

Thank you to new committee members:

Challenge Quilt 2013, Joan Hughes, Allison Barrett, and Barbara Barrieau;

Hospitality, Mindy Liliaert and Gail Hoff; and

Raffle Quilt Designer 2014, Holly Casey.

See MPQG organizational chart on p. 8.



Back Porch Fabrics

Fabulous Fabrics, Books & Quilting Tools

Gail E. Abeloe

(831) 375-4453
(831) 375-3755 fax
157 Grand Avenue at Central, Pacific Grove, CA 93950

Gail@backporchfabrics.com
www.backporchfabrics.com

Get It Quilted!

By Sharon Winter

- Creative custom quilting on a domestic machine
- Award-winning fine hand quilting
- Binding, basting, design and quilting services

Please call for an appointment (831) 647-8769

Raffle Quilt Update

For information on purchasing raffle tickets or working at the MPQG table at the fair in September, please contact me.



Genie Santini, Fund Raising
geniesantini@gmail.com, 831-649-1399

P. S.

The 2013 raffle quilt for MPQG is from "Christmas Quilt for Emily" by Blackbird Designs.

User Name: Quilter
Password: Mpgg2011
Members Only at www.mpgg.org
It's case sensitive



MONTEREY COUNTY FAIR

Very Berry Extraordinary!

AUGUST 29 - SEPTEMBER 3, 2012

Monterey County Fair

Yes, it's finally here! The fair is an excellent venue to sell tickets for our Raffle Quilt. Mark your calendar now and plan on working a shift in our guild booth. The Fair runs from August 29 through September 3, which is Labor Day weekend.

The deadline to enter quilts has passed, but you won't want to miss seeing the quilts at the fair.

Terann Carr, Community Liaison
cacarrs@sbcglobal.net, 831-375-7881

MPQG Organizational Chart – 2012 - 2013

Guild News... continued

OFFICERS

President
Carole Olsen
831-372-9289

1st Vice President
Janyce Anderson
831-659-3505

2nd Vice President
TBD

Secretary
Jane Firth
831-649-0305

Treasurer
Jeanne Krener
831-622-7314

Quilt Show
TBD

Publicity
Fatima Dias
831-649-1911

Pay Pal
Colleen Johnson
831-899-4810

REQUIRED STANDING COORDINATORS

Activities Coordinator
Margaret Nava
831-372-6282

Communication Coordinator
Claudia Sammis
831-333-9133

Community Outreach Coordinator
Cindy Brown
831-455-9123

Fundraising Coordinator
Genie Santini
831-649-1399

Membership Coordinator
Yo Matsuda
831-372-5784

Program Coordinator
Sally Miller
262-873-0384

SUPPORTING COMMITTEES

Friendship Groups
Regina Liske
831-333-9302

Circulation
Genie Santini
831-649-1399

Challenge Quilt 2013
Joan Hughes
Allison Barrett
Barbara Barriau

Annual Fund Raising Event
June Cornell
831-757-1390

Member Directory
TBD

Facilities
TBD

Hospitality
Mindy Leliaert
831-443-4224
Gail Hoff
831-442-1950

Newsletter
TBD

Community Liaison
Terann Carr
831-375-7881

Door Prize
TBD

Membership Database
Sharon Winter
831-647-8769

Programs
Rita Jacques
831-484-1467

Library
Linda Phillips
831-625-2981

Proof Readers
Elizabeth Hull
831-920-1403
Jeanne Mills
831-647-8973

2013 Raffle Marketer
TBD

Workshops
Gail Abeloe
831-375-7250

Workshops
Gail Abeloe
831-375-7250

Block of the Month/UFO
Margaret Nava
831-372-6282

Writers
Debbie Biller
831-655-8009
Tina Magill
831-649-1987

2014 Raffle Quilt Designer
Holly Casey
831-385-3374

Liaison - Newsletter & Website
Sally Miller
262-873-0384

Greeters/Mentors
Gloria Hatton
831-649-3562

Web Site
Claudia Sammis
831-333-9133

2014 Raffle Marketer
TBD

Revised 07/12

Breast Cancer Awareness Month

October is Breast Cancer Awareness Month and the second time in the year that the Guild promotes one of our Charity projects. For the last three years, we have been making heart shaped pillows to donate to the oncology departments of SVMH and CHOMP for breast cancer patients. Joy Smith, a new member, has seen these pillows in action and has agreed to be interviewed.



Q: Joy, how did you hear about the Monterey Peninsula Quilters Guild?

A: I'm a pretty new quilter and have taken classes at Back Porch Fabrics, so I heard about it there. My friend, MaryLou Schaeffer, is also a guild member.

Q: Tell us about your work at CHOMP.

A: I am a Nurse Educator in the Oncology Department. My job consists of supervising support groups, overseeing patient education for both in-patient and out-patient programs, and other activities.

Q: In your contact with breast cancer patients, do you have any personal experience with distributing the Heart Pillows that we have donated?

A: Yes, one of my assistants puts together patient bags with information about after-surgery care, contact information about support groups through the hospital, and a heart pillow. I also demonstrate how to use the pillow by tucking it in the armpit on the side of the surgery site.

Q: How does the pillow help the patient?

A: The pillow eases discomfort by giving space and support to the arm. Because lymph glands are checked, and often removed, the incision under the arm is more painful than the other surgery site. This may be due in part to the movement that is demanded of the arm. I like to tell patients that this pillow is worth two aspirin! Many patients use the pillows at the end of the day when they are more fatigued and sometimes also sleep with them. Riding home from the hospital, they use them under the seat belt for added safety.

Q: How do the patients respond to the pillows?

A: These pillows mean a lot to the patients on many levels. They appreciate the support it gives to their shoulder. They are beautiful, and they are made and given with such love. One patient returned to the hospital for more treatment with a pillow she had received four years ago! It was still a comfort to her and a treasure.

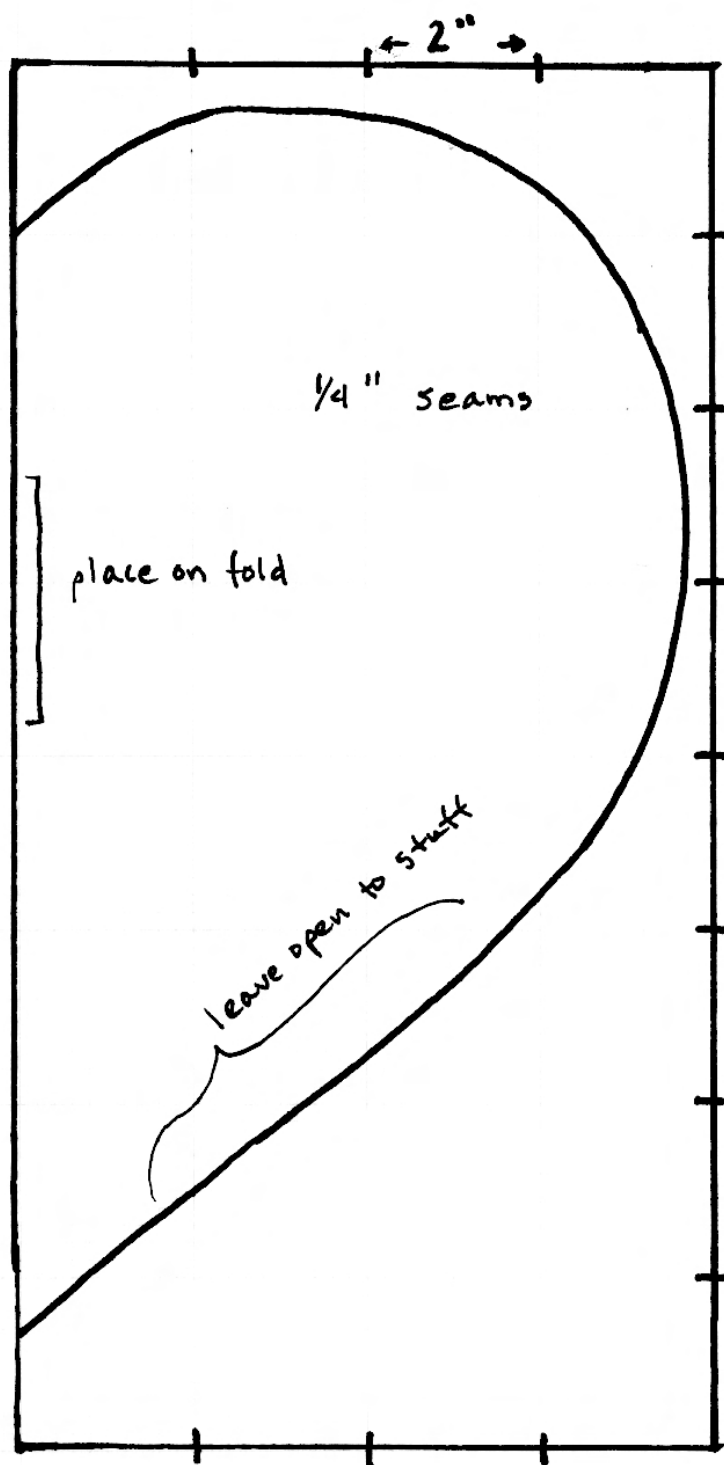
Q: Thank you for talking to me today, I hope to present you with some pillows at our October meeting! Is there anything else you would like to say to our Guild members?

A: Yes, I would like to thank all those in the Guild who have donated pillows. They give support and comfort to our patients at a very challenging time for them. We appreciate the pillows and thoughtfulness behind them more than I can say.

So, members, let's see how many pillows we can do up in a month! The pattern is on p. 10 or give me a call and I'll send you one via "snail mail."

Terann Carr, Community Liaison
cacarrs@sbcglobal.net, 831-375-7881

Breast Cancer Comfort Pillow



Enlarge pattern so that finished pillow is 16 inches by 16 inches



At the top of the heart, stitch straight across and snip from the point to the two corners

Please mail to:

Monterey Peninsula Quilters Guild

Post Office Box 1025

Pacific Grove, CA 93950

Web Site: www.MPQG.org

MPQG is a 501(C)3 Organization

GRANT REQUEST FOR FUNDS

Requests must be received between October 1 and December 1.

Grants will be awarded contingent upon availability of funds.

The grants are small, typically about \$150 to \$200.

Grants will be decided at the January Board meeting.

Grant requests will be evaluated by the MPQG Board according to the following criteria:

Meets goals and objectives of MPQG outreach and mission statement

Consideration given to educational and creative programs

ORGANIZATION _____ Taxpayer ID Number _____

ADDRESS _____

CONTACT PERSON _____ PHONE _____

PAYEE _____

DESCRIPTION OF REQUEST _____

EXPLANATION OF USE _____

NUMBER OF PEOPLE AFFECTED _____

TOTAL COST (INCLUDES TAX AND SHIPPING) _____

OTHER FUNDING _____

REQUESTOR'S SIGNATURE _____ DATE _____

PRINTED NAME _____

APPROVAL SIGNATURE _____ DATE _____

COMMENTS _____

Additional Pages may be attached if more information is required to detail intended purchases.

Other News & Classes



Family Threads San Juan Bautista, CA

Hi Everyone!

First and foremost, thank you to everyone – all of our customers and volunteers – for helping to make our first **Shop Hop By The Bay** so successful. We appreciate you all, thank you.

Janet Locey will be here teaching two classes. The first, on September 14, is this whimsical log cabin rooster pincushion. To learn more about our classes, go to www.familythreads.org.

As many of you may have seen, we added our large classroom. We still have some things to do but we've started holding classes in there and have gotten rave reviews.

If you haven't visited the shop in awhile, we've rearranged. A scrumptious, no-calorie treat counter is the first thing you'll see. It's filled with precut fabrics, bundled goodies, and something we're calling "fat tootsies." We look forward to seeing you!



Flora Wins

Congratulations to MPQG member, Stephanie Flora, on winning the Valley Heritage Raffle Quilt. The prize winning ticket was purchased at our own guild meeting when Valley Heritage brought it to sell raffle ticket. It's a winner.

Patti, Jen, Holly, Cindy, and Selby

Free Pattern Demos

Saturday, September 15, 10:30 and 2:00

by Gail Abeloe

- * Free Quilt Pattern
- * Demo how to sew the pattern
- * Door Prize at both sessions
- * Show and Tell

No need to sign up, just show up and enjoy the fun.

When you attend four Demos and bring back three Quilts from the patterns, you will earn a gift certificate for a free class!

Location: Back Porch Fabrics, Pacific Grove, CA.

For a class schedule, go to www.backporchporchfabrics.com.

Request for Scraps and Ties

Lifeline is an art-based community-wide event conceived by Rome Brumfield celebrating children and focusing on the resources available for those children who need our support. It will be held at the Carmel Art Institute in the Barnyard. *Lifeline*, a multi-media exhibit, presents images of boats as safe havens for children.

On Family Day, Nov. 3 at the Barnyard, one of the hands-on projects entitled Weaving Family Ties will provide a creative opportunity for young and old to weave ties and fabric onto a 6' long metal boat frame. You are graciously invited and encouraged to help weave anytime between Oct. 26 and Nov. 10, and especially on Family Day!

If you can contribute ties and/or fabric for this project, please contact one of us to pick up/drop off textiles. Thanks so much for your help and support.

Dionys Briggs	Gloria Hatton	Joan Hughes
831-626-2624	831-649-3562	831-373-0843

Advertiser Index

Back Porch Fabrics, Pacific Grove, p. 7
Bella's Studio, Monterey, p. 5
Empty Spools Seminars, p. 5
Family Threads, San Juan Bautista, p. 4
Monarch Knitting, Pacific Grove, p. 13

Professional Quilters:

Get It Quilted! By Sharon Winter, Monterey, p. 7
Holly Casey Quilts, King City, p. 3
The Last Stitch, San Juan Bautista, p. 5
Sew Happy, Salinas, p. 4

The Quilt Show Features a Contemporary Sampler Quilt with Laura Nownes

Join Laura Nownes, recent MPQG speaker, in this NEW, six-part online class as she walks you through the process of creating your own contemporary sampler quilt. Learn the basics or brush up on your skills--great for beginners and seasoned quilters alike.

According to The Quilt Show, here's the best part: ALL of Laura's classes are free to anyone with a basic or Star membership. So come play along! Go to www.thequiltshow.com/os/classes.php/teacher/Qtlv.r.



Monarch Knitting

Everything for the knitter, spinner and weaver.
Plus crochet, embroidery and needlepoint threads.

529 Central Ave. Ste. 3 Pacific Grove, CA 93950 831-647-YARN (9276) 1-888-575-YARN (9276)	Joan Williams joan@monarchknitting.com www.monarchknitting.com Mon-Sat 10-5:30, Sun Noon-4
--	---

Quilters embrace the Yak!

Hello everybody!! Happy September....geez it's September already!? This week we have another really special yarn that comes from a small company called Reywa Fibers. The wonderful team of people at Reywa have been working together in Tibetan communities in China since 2004. Reywa (meaning "hope" in Tibetan) works in community development, running projects focused on education and environmental preservation. The vast majority of the world's yaks reside in the Tibetan Plateau. The grasslands are deteriorating, meaning yaks are not able to produce as much milk as in the past. Many nomad families in these regions struggle desperately to make ends meet. Reywa created an exquisite yarn appropriately called "Embrace." Yak down is not only luxuriously soft, it also has hypo-allergenic properties, has extreme breathability and insulating properties, and has natural water resistance!

It's a yarn with a purpose and we are proud to support such a cause. Help us help them by purchasing this wonderful yarn! All it will take is one touch and you will be in love. Joan made some simple fingerless gloves out of just one skein...



These gloves are to die for!!! Pattern is available free with purchase. Right now, we have the natural color which is a nice chocolatey brown, and a pretty purple color. We have more colors coming very soon.

This winter, keep your hands warm as you stitch, knit or embroider. Now ... what to do for cold feet?

Joan
Monarch Knitting, Pacific Grove

Hand-dyed yarns, lessons, fabulous buttons, patterns, and friendly staff.

Contact:
831-647-yarn (9276) or www.monarchknitting.com.

Other News & Classes ... continued

Beginning and Intermediate Sewing Series Workshops

Each two-hour workshop will focus on different sewing fundamentals and necessary skill builders. The five-week series is perfect for anyone new to sewing or for those needing a refresher course.

Cost: \$45.00 each (+ materials fee for some). Discount for prepay. **Class size:** 4 per session.

Bella's Sewing Studio, Monterey. www.bellastudiomonterey.com/index.php?page=classes-workshops



Session #1 September 8, 10 a.m.-noon **Making Friends With The Sewing Machine**

Your sewing machine is a vital element of the sewing experience. Knowing how it operates is paramount.



Session #2 September 15, 10 a.m. - noon **It's All In The Cut**

Knowing and understanding the properties of grain dictates the lay-out of your pattern pieces. It does not matter if the project is simple, proper lay-out is essential.



Session #3 September 22, 10 a.m. - 1 p.m. **Let's Sew Something - A Market Tote Bag**

Materials Fee: \$15. Using lessons learned from Sessions 1 & 2, you will be ready to tackle a handy Market Tote Bag.



Session #4 September 29, 10 a.m. - 1 p.m. **PJ Pants**

Materials fee: \$20 or purchase yardage before class. PJ pants is the perfect garment project to introduce using a commercial pattern. PJ pants are fun to make because they go together so easily and can be made in all sizes with so many different fabrics.

Back Porch Fabrics Celebrates 16 Years *... with an August raffle fundraiser that* *benefited MPQG*

Thanks, Back Porch Fabrics for your generosity!!!

Each of the 16 winners received:

- Gift Certificate for a FREE class at Back Porch Fabrics;*
- Two packages of Wool Roving;*
- Butterfly Charm; and*
- Whale Charm*





Letter from Mark Lapinski on behalf of the Quilt Alliance
(edited for space considerations)

Dear Quilt Guild Honchos:

Oh, sure! I clown around a lot on my QNNtv.com TV show, *Quilt Out Loud*, but you know I'm super serious when it comes to the art, techniques and preserving the history of patchwork and quilting.

Currently, I sit on the Board of Directors for the nonprofit Quilt Alliance (formerly Alliance for American Quilts), whose mission is to document, preserve and share the stories of quilts and their makers. Love me or hate me, you know I never put my name on anything or endorse one, even tiny organization unless I fully believe it is both worthwhile and important.

The Alliance runs some extraordinary projects, most of them available to quilters and quilt-lovers FREE and 24/7, via our amazing website, www.QuiltAlliance.org. I urge you to log in and take a look at all the Alliance has to offer to you and your guild. I know you'll be pleasantly surprised!

Would you please, take a few minutes to fill out a Quilt Alliance survey for us? After the survey questions, you will find some exciting announcements about what is happening with the Alliance this year. And as an incentive, all guilds who respond with completed surveys will be entered to win a prize basket of items donated by me and my fellow Alliance board members.

Thanks, in advance, for taking the time to get involved! **Can you please complete the survey as soon as possible but no later than September 1, 2012.**

Here's the link to the survey: <http://survey.constantcontact.com/survey/a07e661zxogh4uazlfd/start>

Do what you love!
xoxom, Mark Lapinski

Amy E. Milne
Executive Director
Quilt Alliance
www.QuiltAlliance.org
125 S. Lexington Avenue, Suite 101
Asheville, NC 28801

Quilt Alliance Core and Partner Projects:
[Quilters' S.O.S. – Save Our Stories](#)
[The Quilt Index](#)
[Quilt Treasures](#)
[2012 Quilt Contest](#)

CALLING ALL QUILTERS & Embroidery Enthusiasts
WIN \$500 IN THE AFRICAN FOLKLORE EMBROIDERY CHALLENGE.

All entries submitted will be displayed in a special exhibition area entitled *Safari with African Folklore Embroidery* at "ROAD TO CALIFORNIA 2013." from January 24 through January 27, 2013 at the Ontario Convention Center.

The **deadline** for submitting entries is December 15, 2012. The entry forms and rules for the African Folklore Embroidery Challenge have been posted on www.aflembroidery.com.

There is a separate children's category titled Teaching the Next Generation to Love Needle Arts. Winners and articles on previous challenge winners can be viewed at the African Folklore Embroidery Facebook page <http://www.facebook.com/groups/234386778169/> or <http://aflembroidery.com/PDF/SQEmarch2012Raikin.pdf>.

For more information, contact Leora Raikin at 818-999-6094.

Monterey Peninsula Quilters Guild Workshop Reservation				Members	Non-Members
<input type="checkbox"/> Sunday & Saturday	September 8 & 9	Frances Cunningham	<i>Beneath the Sea, Using Fabrics, Fibers and Found Objects</i>	\$100.00 *\$25.00	\$120.00 *\$25.00
<input type="checkbox"/> Sunday	November 11	Liz Berg	<i>Color: How to Make An "Oh, Wow" Quilt</i>	\$50.00	\$60.00
Name					
Address					
Telephone					
email					
✂ ✂ ✂ ✂ ✂ ✂ ✂ ✂ ✂ cut here ✂ ✂ ✂ ✂ ✂ ✂ ✂ ✂					
For your records:	You are registered for: <input type="checkbox"/> Saturday & Sunday, September 8 & 9, 2012, <i>Beneath the Sea, Using Fabrics, Fibers and Found Objects</i> with Frances Cunningham. <input type="checkbox"/> Sunday, November 11, <i>Color: How to Create an "Oh, Wow" Quilt</i> with Liz Berg.				
Send to:	Make check payable to MPQG. Send to: Gail Abeloe, 157 Grand Ave, Pacific Grove, CA 93950, Attn: MPQG Workshop				
Questions?	Go to workshops10@mpqg.org . Or, call Gail Abeloe at Back Porch Fabrics, 831-375-4453.				
Time:	Doors open at 9:30 a.m. Workshop is 10:00 a.m. to 4:00 p.m.				
Note:	Reservations are secured when payment is received. To cancel and receive a refund, cancellation must be made at least 7 days in advance.				
Supply List:	Go to www.mpqg.org . Or, call Gail Abeloe at Back Porch Fabrics, 831-375-4453.				
Location:	Health and Fitness Room of the Sally Griffin Center, 700 Jewel Avenue, Pacific Grove, CA 93950				
Food:	Plan on bringing your lunch, snacks, and beverages.				

Events at Valley Heritage Quilt Guild

Sept 10 Linda Ballard class, "Nosegays from Doreen"
 Sept 10 Linda Ballard Program "Discover the Possibilities" www.letsquilt.com
 Oct 8 Rebecca Rohrkaste program "A Quilter in Love with Color"
 Oct 9 Rebecca Rohrkaste class "Circles Another Way" (free hand cut)
 Dec 10 VHQG Christmas Party – Potluck, Fabric Exchange & Raffle Baskets
 Mar 9, 2013 Allie Aller class "Crazy Hearts Piecing", (independent classes)
 Mar 11 Allie Aller class, "Crazy Hearts Embroidery and Embellishing," (independent)

For workshop reservations, contact Holly Casey at holly@hollycaseyquilts.com or 831-385-3374.

Events Calendar

Calendar, Road Trips, and Local Fun Stuff

*SPECIAL EVENTS - SO PLAN AHEAD, MAKE YOUR
RESERVATIONS, AND GATHER FRIENDS FOR A ROAD TRIP.*

Now to August 31 Quilt exhibit with Vicki Johnson at SueDees, Scotts Valley, CA. Go to www.suedeess.com for a list of upcoming classes with Vicki Johnson.

August 24 – 26 “Pacific West Quilt Show,” Tacoma, WA. Contact www.APWO.org.

August 26 to October 30 “Digitally Textured” quilts by PacificPhotos2Fiber. Artists’ reception on **August 26**, 1:00 to 3:00 p.m. Back Porch Fabrics, Pacific Grove, CA. Contact 831-375-4453 or www.backporchfabrics.com.

August 29 to September 3 Monterey County Fair (MPQG raffle quilt ticket sales, and challenge quilt exhibit).

September 1 to 30 Quilt exhibit from the South Bay Modern Quilt Guild, and dolls made by Connie Brock of the Good Golly Miss Dolly doll-making group at SueDees, Scotts Valley, CA. Contact www.suedeess.com.

September 8 & 9 “Beneath the Sea” workshop with Frances Cunningham.

September 8 & 9 “Come Fly with Us,” Truckee Meadows Quilters Quilt Show, Grand Sierra Resort. Contact tmqnewspatch@yahoo.com.

September 10 “Quilts and Beyond” with Frances Cunningham. (Note: 2nd Monday of the month).

September 10 Workshop with Linda Ballard at Valley Heritage Quilt Guild. Contact Holly Casey, 831-385-3374.

September 11–16 “Celebrating 200 years of Ag Fairs,” Santa Cruz County Fair, Watsonville, CA. Contact www.santacruzcountyfair.com.

September 12 Linda Ballard at Valley Heritage Quilt Guild. For information about Linda, go to www.letsquilt.com. Contact Holly Casey, 831-385-3374.

September 13 – 15 “Life’s a Beach,” San Diego Quilt Show at San Diego Convention Center, CA. Contact www.sandiegoquiltshow.com.

September 15 “Star Struck” Golden Valley Quilt Guild show at Orangevale Community Center. Contact www.gvqg.blogspot.com.

September 15 and 16 “22nd Annual Quilts and Threads Show,” Sierra Quilt Guild show, Mother Lode Fairgrounds, Stockton Rd, Sonoma, CA. Contact www.sierraquiltguild.com.

September 17 MPQG Board Meeting. (Note: 2nd Monday of the month.)

September 20 – 22 Northwest Quilting Expo, Portland Convention Center. Vendors, lots of quilts. Contact nwquiltingexpo.com

September 21 Charity Quilt Friendship Group (CQFG) Sew-In. Contact Terann Carr, Community Liaison, 831-375-7881 or cacarrs@sbcglobal.net,

September 22 & 23 “Harvest of Colors,” Coastal Quilters Guild, Earl Warren Showgrounds, Santa Barbara, CA. Contact www.coastalquilters.org.

October 1 “The Fabric That Ate the Quilt” with Jennifer Rounds, and River City Raffle Quilt.

October 5 & 6 “Sierra Gold Harvest Quilt Show,” at Amador County Fairgrounds, CA. Contact www.sgqg.org.

October 6 & 7 11th Annual “Falling Leaves Quilt Show,” Lake County Fairgrounds, Lakeport, CA. Contact www.LLQG.org.

October 6 & 7 “A Splash of Fabric & Art Quilt Show,” Brentwood Community Center, Brentwood, CA. Contact www.deltaquilters.org.

Want to add your favorite happening? Make corrections?

Tina Magill, Communications Team
magill1242@gmail.com, 831-655-9656

MONTEREY PENINSULA QUILTERS GUILD
PO Box 1025
PACIFIC GROVE, CA 93950

DO NOT FORWARD
ADDRESS CORRECTION REQUESTED

General Meeting: September 10*, 2012 ♦ 6:30 p.m. NOTE: 2nd Monday

Location:

Pacific Grove Community Center
515 Junipero Avenue (at 15th)
Pacific Grove, CA 93950

Meetings are usually held the first Monday of the month at 7:00 p.m. Many members arrive at 6:30 p.m. for an informal social time. Please check the front page for any schedule or location change.

Membership: New members are always welcome!
Dues are \$35.00, and are due by the September general meeting in order to be listed in the current directory.

Guests are welcome. A \$5.00 fee is charged for entry and participation. Please ask your guest to stop at the membership table.

Pines & Needles Newsletter

This newsletter is published monthly for the benefit of our members. It is available online at www.mpqg.org. Articles are due on the 15th of the prior month. Please send items to the editor via email at especials@sbcglobal.net.

"Pines & Needles" newsletter editor reserves the right to edit all submissions for content, length, or otherwise for publication.

Advertising Rates per Issue: \$5.00 Business Card; \$10.00 1/4 page; \$18.50 1/2 page; and \$30.00 full page. Annual rates are available. Advertisers should be quilting-related businesses.

Privacy Policy

Any contact information provided in this newsletter – whether phone number, email, address or otherwise – is for the convenience and use of MPQG members, our advertisers and sponsors, and sharing newsletter guilds only. The information may not be sold or used for advertising, spam, commercial or other purposes without the written approval of the MPQG Board.