

Quilt N Paint News

Creative Hands Quilt Shop and Decorative Painting Store
120 Main Street, Belton, Mo. 64012 (816)331-1992
www.creativehandsquiltnpaint.com

September 2013

A Note from Sheryll

All,

I was diagnosed with Multiple Myeloma 4 years ago. The type that I have is classified as “smoldering” myeloma, simply meaning that my numbers were not bad enough for treatment. Well technology has caught up with me and they have found a treatment that will help push smoldering myeloma into remission faster. I started taking my first round of treatment on August 27th. I will take it for 3 weeks and then have 1 week off, then start again. Of course there are side effects, the main one being that my immune system will suffer. So, I would like to ask every one that comes to the shop to let me know if you have been sick recently or around someone who is sick so that I can put a mask on. *Please please please* do not think you have to stay away, I will need to see your smiling wonderful faces to keep me motivated! I love being at the shop everyday and love helping all of you make your creative dreams become a reality! Thank you so much for your understanding!

Come on and join us for the Show Me Safari Shop Hop
Sept. 19th (9-7); 20th (9-6) and the 21st, (9-3)

Each shop will have individual projects featured!

Grand Prize-a \$50.00 gift certificate to each shop, and lots more prizes!

*Quilter's Harvest, Higginsville
Creative Hands Quilt Shop, Belton
Liberty Homestead, Kingsville
Cornerstone Fabric, Smithville*

We have been hard at work on our projects, so you must stop by and see them! Thank you Cheryl, Leona, Janet, Sue, Anita, and Sherman for all of your help!

Happy quilting & painting,
Sheryll

Inside this issue:

Word Search	2
Calendar	3
Clubs & Groups	5
Upcoming Classes	4
Quilting Tips	5
Painting Tips	5

- Store Hours:
Sunday: Closed
Monday: Closed
Tuesday: 10-
Wednesday: 10-5
Thursday: 10-5
Friday: 10-5
Saturday: 10-4

If you need me to stay late all you have to do is call and let me know!

Creative Hands Word Search

Shop Hop Words

W T N N I Z M V P A Y S D S V O V E N G S G X Y
 U E Q U G R T D U A R T H Z Q N N M F U E N X E
 W Y L F F B A T Y E M O U U G O X I Y T Z I T S
 N A T C L K U F T I P G Y D Y R W D A M I H A Z
 V P F Y O M T R A H Y H R T T K U B R K R C W M
 V S V B N M A X O S E K N M D A L O I Z P T R L
 J E Q F F U E P N K E E J Y D E P M A T S A Q R
 S U A U Q J G G M I W Z E E R C T J K F W W P M
 A R M T W R Q G R T N M V U F C R R A I O S U V
 E O A D K H O Z A E N E N C T Y E E O C T O V W
 N F R X K N F B S B A N T Q Z K A B S E G H V K
 S T A M E C A L P R E T S E U B T M M R G W J I
 H K W F G S Q B H R A I P L E F S E C T I Z F S
 T C Z G G S M O S V F L D U I N L T G I F U J L
 E L L I V S N I G G I H L O M D W P H F T P I Y
 M N F S T M Y G T K I W B O O P K E F I B A X J
 S T Y Z O W B E U H W Z A O D G K S B C A S G C
 S W Q H X X E H D F V Z N K U Y D I L A S S T Q
 E A J Z T L U N B S T I K A A S T O N T K P E O
 P R O J E C T S T V Z J L R T K R F D E E O Y C
 M Q B E L T O N F Y L I K L A S M K I S T R A G
 Q A K I N G S V I L L E I B E K M V B F R T L Z
 R W U H S W U O H H H U V O T M C Q Y U M R N J
 F H P M C F C F K E Q Z P O A S V P B J T K W J

AUTUMNFARE	PLACEMATS
BELTON	PRIZES
CERTIFICATES	PROJECTS
FATQUARTERS	QUILTS
FIFTYDOLLARS	SAFARI
FUN	SEPTEMBER
GIFTBASKET	SHOPHOP
GIFTS	SMITHVILLE
GOODIEBAG	STAMPED
HIGGINSVILLE	TABLERUNNERS
KINGSVILLE	TREATS
KITS	TWENTY
MAP	TWENTYONE
NINETEEN	WELCOME GREAT PUMPKIN
PASSPORT	WHOSWATCHING

Favorite Recipes

Apple Crisp

Ingredients:

- 10 cups all-purpose apples, peeled, cored and sliced
- 1 cup white sugar
- 1 tablespoon all-purpose flour
- 1 teaspoon ground cinnamon
- 1/2 cup water
- 1 cup quick-cooking oats
- 1 cup all-purpose flour
- 1 cup packed brown sugar
- 1/4 teaspoon baking powder
- 1/4 teaspoon baking soda
- 1/2 cup butter, melted



Directions:

- Preheat oven to 350 degrees F (175 degree C).
1. Place the sliced apples in a 9x13 inch pan. Mix the white sugar, 1 tablespoon flour and ground cinnamon together, and sprinkle over apples. Pour water evenly over all.
 2. Combine the oats, 1 cup flour, brown sugar, baking powder, baking soda and melted butter together. Crumble evenly over the apple mixture.
 3. Bake at 350 degrees F (175 degrees C) for about 45 minutes.

September 2013

	Monday	Tuesday	Wednesday	Thursday	Friday	Saturday
1	2 Labor	3	4	5 China Blue 6:30pm	6	7
8 Grandparents Day	9	10 Main Street Strippers	11	12	13	14 Painted Garden
15 HNT 1-5	16	17 Thimbleberries	18	19 Shop Hop 9-7	20 Shop Hop 9-6 Raymore Quilt Show 9-5	21 Shop Hop 9-3 Raymore Quilt Show 9-4
22 First Day of Autumn	23	24	25 Stonehenge BOM	26	27 Greater Kansas City Quilt Show 10-6	28 Greater Kansas City Quilt Show 10-5
29	30			October 2013		

	Monday	Tuesday	Wednesday	Thursday	Friday	Saturday
		1	2	3	4	5 Quilts without Corners
6	7	8 Main Street Strippers	9	10	11	12 Painted Garden
13	14	15 Thimbleberries	16 Foundation Paper Piecing	17	18	19 HNT 9-4
20	21	22 Summer Fun	23	24	25 Exploding box with Sandy	26 Quilts without Corners
27	28	29	30 Stonehenge	31 Happy Halloween		Quilts without Corners

Upcoming Classes




Summer Fun
 Appliqué Block of the month! Brand new quilt designed by The Quilt Company! Classes will start **Oct 22nd**. We will have an afternoon class (1:30) and an evening class (6:00), or you can just pick up your block each month! Please let me know which you prefer! Cost information coming soon!

Embroidery block of the month Coming Soon!

Exploding paper crafts box coming in Oct. sign up fast!
 Instructor: Sandy Sindeldecker

Little Bits - V234


HOLIDAY MINI-QUILT and ORNAMENTS



includes tissue paper foundations for making twenty-four 3" blocks - four each of six designs

Come and learn foundation paper piecing while you make these cute ornaments! They would make great Christmas presents! If you do not want them for Christmas just let me know when you sign up and I will pick another color wave for your kit!
 Kit cost: \$15.00 (includes fabric, pattern and paper!)
 Class fee: \$18.00
 Instructor: Cheryl Hunter

Quilts Without Corners



Classes start in October! Wouldn't this make a fantastic Christmas present for someone on your list? Sign up fast we have limited space!
 Class fee \$50.00 (this covers all 3 classes)
 Book: \$22.48 regular price, class price \$ 17.98
 Plus fabric
 Instructor Cheryl Hunter
 Only a few spaces left, call and sign up today!

Heirloom Kansas City Star Block of the Month Starts January 2014.

This quilt showcases quilt blocks originally printed in the Kansas City Star Newspaper. Measures 109"x109" We will be using Kansas Trouble Fabrics, by Moda for this beautiful quilt! Call today to reserve your spot!

Cost: Registration \$5.00
 Pattern: Regular price \$29.99, club price, \$21.00.
 Monthly kit \$19.50 (does not include backing fabric). Backing set may be ordered for \$99.00 or added into monthly kit price for an additional \$8.25 a month.




As a courtesy to our instructors if you are signed up for a class and are not able to make it please give us a call and let us know! 816-331-1992 Thanks so much!

Class Policy

All classes are filled on a first-come, first serve basis. Classes fill FAST and are limited in size. **Registration fee is due at sign up.** If you need to cancel or reschedule, we would appreciate 12 hours notice.
 As a courtesy to others, no babies or children under 8 are allowed. Children over 8 are welcome to attend if they have paid the regular class fee and are accompanied by an adult registered for the same class.
 Please arrive early for classes, as they will begin on time. Please check each class description for supplies you need to bring or come early and we'll be happy to assist you with finding what you need.
 Class participants receive a 20% discount on any purchase made during class

Quilting Hints and Tips



Presents


Tomorrow's Heirloom Quilts
Friday, September 27, 10 a.m.-6 p.m.
Saturday, September 28, 9 a.m.-5 p.m.
Admission \$3.00 (cash or check)

Location: *Abdallah Shrine Temple*
5300 Metcalf Avenue
Overland Park, KS 66202
Handicap Accessible
(see reverse for map & directions)

90+ Quilts, Lots of Vendors, Raffle Baskets,
Small Quilts with proceeds going to the
Shriners Hospital

Boutique with unfinished quilts for sale

www.quiltguildofgkc.org



Raymore Quilt Guild

2013 Quilt Show

September 20-21

Friday, 9 – 5, Saturday, 9 – 4

Event location:

Raymore Christian Church

Mo. Hwy 58 and Peace Drive

Member Exhibits

Guest Exhibits

Featured Quilter

Retail Vendors

Tri-County Art League Exhibits

Quilt Boutique

Silent Auction Items

Raffle Quilt Ticket Sales

Admission:

\$2.00 each

(Includes one free raffle ticket)

Painting Hints and Tips

Before adding the finishing touches to your artwork, take a picture with your digital camera using the black and white setting, or change it to black and white on your computer. You'll be able to quickly judge if your values are correct. Also, if you are sending a picture for a non-color publication, put these digitals on your computer screen to decide which ones will look the clearest in black and white. - *Michele, Marquette, MI*

Use a magazine that you have finished reading as a palette for your [acrylic paints](#). The glossy paper won't absorb the paint and after you are finished your session, just flip over the page. This saves me a ton of time on cleanups and saves washing paint down the sink. Just toss out when all pages are used up. - *Monika, Markham, Ontario*

Creative Hands Quilt Shop
And Decorative Painting Store
120 Main Street
Belton, MO 64012

August Club and Group Updates

Main Street Strippers: Sept. 10th 5:30, we will be painting daises!

Thimbleberries: Sept. 17th

Heart 'N Tolers: Sept. 15th 1-5

Painted Garden: BOM: Sept. 14th

Stonehenge BOM: Sept 25th

Weekly Sales:

Sept. 3rd-7th: All books, patterns and notions 30% off

Sept. 10th-14th: All Christmas fabric 40off!

Sept. 17-21st: Check out the all new clearance shelves! Shop Hop, Shop Hop

Sept. 24-28th: Sample sale featuring Leona Ragsdale & Cheryl Hunter