

Quilt N Paint News

Creative Hands Quilt Shop and Decorative Painting Store
120 Main Street, Belton, Mo. 64012 (816)331-1992
www.creativehandsquiltnpaint.com

October 2013

A Note from Sheryll

All,


Oh my but September was so busy I forgot to write the newsletter for October, so please forgive my tardiness!

Shop Hop was wonderful! Thanks to all of you who made it out! I hope you liked your goodie bag!

The Raymore Guild Quilt Show was great! There were so many beautiful quilts! I have added a couple to my "to do" list that is for sure!

The Greater Kansas City Quilt Guild show was wonderful! I met a lot of people that did not know I was here! I am looking forward to them coming into the shop! It is an honor to see quilts made by Miriam Reed and Joan Pickens! If you made it to the show you know exactly what I mean!

On to business.....this month we will be learning foundation paper piecing with Cheryl Hunter on the 16th! This is something I do not know how to do so I am looking forward to taking the class myself! If you do not know how to do it or just need a refresher come on and join us! Also you have got to check out some of the new fabric! These are 2 different lines from Wilmington Prints!



Halloween is right around the corner! I will have treats for the little ones if you would like to bring them by to trick or treat! Ok, ok, I will have treats for the big kids too!

My health update: I wasn't able to take the meds as planned, decided I wanted to have a rash & hives, go figure! I was able to get in a total of 19 days over the last month! The good news is that my numbers are dropping and I get to rest for the next 6 weeks. We will check my numbers again then and see where we go from there! Thank you for all of the prayers and well wishes!

Happy quilting & painting,
Sheryll



Inside this issue:

Word Search	2
Calendar	3
Clubs & Groups	5
Upcoming Classes	4
Quilting Tips	5
Painting Tips	5

- Store Hours:
Sunday: Closed
Monday: Closed
Tuesday: 10-5
Wednesday: 10-5
Thursday: 10-5
Friday: 10-5
Saturday: 10-4

If you need me to stay late all you have to do is call and let me know!

Creative Hands Word Search

Shop Hop Words

D J H R Q F Z L B A O C X F W F R L J P S H K B
 S W E A T E R X I L M H O L N H X E N R B N L C
 O X U U K P A H R U S C P R V K E A N W O R B O
 T X L J I C U T B I R Z W C N G H V U B M H X O
 Z L K C R U T A G I A I T B A M K E L F V F Q E
 W S I I L S Y X S W E L Z K T J A S Q G H W Q U
 H I E U E S C P J W N H F P A A U I F J J Z O T
 A Q U A Q C H I L L Y W S T E C T Y Z G G K U M
 P S S D W D W K B U P R M H H O H V R E F D N F
 B O J U T S W I F H O T E B W R T Z B H G Y W B
 N W S E G N A H C L F L S N O N V Q D G R C Y K
 X P R Y G F O V O M A U H X M N I G O F P O T O
 T Q A X C L U C Z I O K U O K L F Z E F M V A P
 P V K G P V E S C S R V F K X M A I O U N Y N P
 G G E E L G L M L L A F D B C U K P R W I V G S
 T W L L A B T O O F P M L R T O J J P E K D F C
 Y I N I G H S R B D V S U A D F R N V L P E G A
 S A L V W D E D R K Y N G W D Y U N Z C M G S R
 A O H D E O K D G L C V L S F R S N C L U N P E
 F P U R R T L O I H T R A D I T I O N S P A B C
 K C P E J F L L I R V Q R Q P L Y D P D D R E R
 D X D L K D U N E T Y L E A F O K P M H R O W O
 L I D X E B G S F Y M A K T B C O U U P V R G W
 C Z M K D O R N I R H V H X Q Q O V T R M I X A

ACORN
 APPLE
 BONFIRE
 BROWN
 CHANGE
 CHILLY
 CIDER
 COLORS
 CORN
 CORNMAIZE
 CRISP
 CRUNCHING
 FALL
 FOLIAGE
 FOOTBALL
 GOLD

HAY
 HAYRIDE
 LEAF
 LEAVES
 ORANGE
 PUMPKIN
 QUILT
 RAKE
 RED
 SCARECROW
 SEASON
 SWEATER
 TRADITIONS
 WEB
 WHEAT
 YELLOW

Favorite Recipes

Apple Peanut Butter Cookies

Ingredients

- 1/2 cup shortening
- 1/2 cup chunky peanut butter
- 1/2 cup sugar
- 1/2 cup packed brown sugar
- 1 egg
- 1/2 teaspoon vanilla extract
- 1-1/2 cups all-purpose flour
- 1/2 teaspoon baking soda
- 1/2 teaspoon salt
- 1/2 teaspoon ground **Tone's® Ground Cinnamon**
- 1/2 cup grated peeled apple



Directions

1. In a large bowl, cream the shortening, peanut butter and sugars until light and fluffy. Beat in egg and vanilla. Combine the dry ingredients; gradually add to creamed mixture and mix well. Stir in apple.
2. Drop by rounded tablespoonfuls 2 in. apart onto greased baking sheets. Bake at 375° for 10-12 minutes or until golden brown. Cool for 5 minutes before removing to wire racks. Yield: about 2-1/2 dozen.

TOTAL TIME: Prep: 20 min. Bake: 10 min./batch YIELD: 15

October 2013

	Monday	Tuesday	Wednesday	Thursday	Friday	Saturday
		1	2 Open Sew	3	4	5 Quilts without Corners
6	7	8 Main Street Strippers	9 Open Sew	10	11	12 Painted Garden
13	14	15 Thimbleberries	16 Foundation Paper Piecing	17	18	19 Quilts without Corners
20	21	22	23 Open Sew	24	25 Exploding box with Sandy	26 Quilts without Corners
27	28	29	30 Stonehenge	31 Happy Halloween		


November 2013

	Monday	Tuesday	Wednesday	Thursday	Friday	Saturday
					1	2
3	4	5	6 Embroidery BOM	7	8	9 Painted Garden
10	11	12 Main Street Strippers	13 Come Paint with Sheryll	14	15 Scrapbook Night: Christmas Cards 6pm	16
17	18	19 Thimbleberries	20 Open Sew	21	22	23
24	25	26 Summer Fun BOM	27 Stonehenge 1:30	28 Thanksgiving closed	29 closed	30 closed

Upcoming Classes



Summer Fun Appliqué Block of the month!
Brand new quilt designed by The Quilt Company!
Classes will start Nov **22nd**. We will have an afternoon class (1:30) and an evening class (6:00), or you can just pick up your block each month! Please let me know which you prefer! Cost information coming soon!



October 16th 1:00 or 6:00, we still have openings for both sessions! Come and learn foundation paper piecing while you make these cute ornaments! They would make great Christmas presents! If you do not want them for Christmas just let me know when you sign up and I will pick another color wave for your kit!
Kit cost: \$15.00 (includes fabric, pattern and paper!)
Class fee: \$18.00
Instructor: Cheryl Hunter

Scrapbook Night: Exploding Box paper crafts! Oct. 18th 6:00-???
Class fee: \$15.00
We will be making 3 different boxes so you will need to bring 3 pieces of 2 sided paper for each box. A total of 9 sheets. We will have neutral cardstock for you to choose from.
Instructor: Sandy Sindeldecker




Embroidery block of the month starts November 6th at 1:30 or 6:00. We will be doing a block a month for 12 months! Each block will be related to the time of year, see a preview of the block for December



Heirloom Kansas City Star Block of the Month

Starts January 2014.
This quilt showcases quilt blocks originally printed in the Kansas City Star Newspaper. Measures 109" x 109" We will be using Kansas Trouble Fabrics, by Moda for this beautiful quilt! Call today to reserve your spot!

Cost: Registration \$5.00
Pattern: Regular price \$29.99, club price, \$21.00.
Monthly kit \$19.50 (does not include backing fabric). Backing set may be ordered for \$99.00 or added into monthly kit price for an additional \$8.25 a month.



Come Paint with Sheryl! November 13th 1-3 or 6-8

We will be painting snowmen on wine glasses! These cute little guys will make awesome winter decorations or a great gift for someone on your list! Space is limited so sign up fast!
Registration \$5.00, Class fee: \$20.00 (includes wine glass, paint and pattern) just bring your paint brushes!

Watercolor Pencil on Fabric:

This class will meet January 18th from 11-3. This will be a beginner's water color pencil on fabric class. No experience needed! All supplies will be furnished. Instructor: Leona Ragsdale Registration fee: \$5.00, Class fee \$15.00

Classes Continued

Quilting 101 with Leona Ragsdale

Class will begin February 13th for a series of 6 classes. This is a beginner's class for people that have sewing experience. Instructor: Leona Ragsdale Registration fee \$5.00 Book: \$15.50 (class price), regular price \$21.95 Class fee, \$80.00 (Half due at first class, balance due 2nd class)

Class Policy

All classes are filled on a first-come, first serve basis. Classes fill FAST and are limited in size. **Registration fee is due at sign up.** If you need to cancel or reschedule, we would appreciate 12 hours notice.

As a courtesy to others, no babies or children under 8 are allowed. Children over 8 are welcome to attend if they have paid the regular class fee and are accompanied by an adult registered for the same class.

Please arrive early for classes, as they will begin on time. Please check each class description for supplies you need to bring or come early and we'll be happy to assist you with finding what you need.

Class participants receive a 20% discount on any purchase made during class.

Quilt Tips and Hints

Support your local quilt shop—
and get a \$10 rebate!

Check out some of the books eligible for this offer:



Get a \$10 mail-in rebate on any Martingale/That Patchwork Place® book purchased from your local quilt shop from September 1, 2013 through December 31, 2013.

Get a \$10 rebate on any Martingale/That Patchwork Place® book purchased from your local quilt shop. To receive your check, mail this completed form with a copy of your quilt-shop receipt to:

Martingale • 19021 120th Ave. NE, Suite 102 • Bothell, WA 98011

Quilt-Shop Name _____

City _____ State/Province _____

Customer Name _____

Book Name _____

Address _____

City _____ State/Province _____ Zip _____

Phone _____ Email _____

Valid for purchases from independent quilt shops only (no chain stores or online purchases).
Limit one per customer. Offer expires December 31, 2013.

Quilts shown from 'Tis the Autumn Season



Creative Hands Quilt Shop
And Decorative Painting Store
120 Main Street
Belton, MO 64012

October Club and Group Updates

Main Street Strippers: Oct. 8th, 5:30, bring your completed row!

Thimbleberries: Oct 15th

Heart 'N Tolars: Oct 20th

Painted Garden: BOM: Oct 12th

Stonehenge BOM: Oct 27th

Weekly Sales:

Oct 1st-5th: All thread 30% off, includes Sulky, Guterman & DMC!

Oct 8th – 12th: All books are 30% off! Then send in your \$10.00 rebate if it is a Martingale/That Patchwork Place Book.

Oct 15th – 19th: All fat quarters are on sale \$1.25 each! Even flannels, batiks, Christmas, fairy frost!

Oct 22nd - 26th: All coins are double! Plus all notions & patterns are 30% off

Oct 29th – 31st: All Halloween and fall fabric is 40% off, get them before they are gone!