

Quilt N Paint News

Creative Hands Quilt Shop and Decorative Painting Store
1907 W Foxwood Drive, Raymore, MO 64083 (816)331-1992
www.creativehandsquiltnpaint.com

July 2014

A Note from Sheryll


All,

Christmas is here!!!!!!!!!!!! Well, ok, how about Christmas in July???? All month long we will have specials on all our Christmas fabric! We have gotten in lots of new stuff so make sure you come by and check them out!

!Winter Painting BOM, please note schedule change, we will be meeting July 19th instead of July 12th! Thanks so much!

Are you still thinking about doing our new BOM, Plain & Fancy??? We need 8 additional people to sign up so that I can order another set of fabric! Please let me know if you are interested! If you are not sure, please stop by the shop and see the actual quilt hanging in our classroom!

Check out this new fabric from Blank Quilting! It wants to be made into a purse or bag!



Thank you all so much for an awesome first month here at the new shop You are not just customers to me, each and everyone of you is a blessing and I am thankful to have you in my life!!!

Don't forget to check out the sales on the last page of the newsletter!
Happy quilting & painting!

Sheryll

Inside this issue:

Word Search	2
Calendar	3
Clubs & Groups	5
Upcoming Classes	4
Quilting Tips	5
Painting Tips	5

- Store Hours:
Sunday: Closed
Monday: Closed
Tuesday: 10-5
Wednesday: 10-5
Thursday: 10-5
Friday: 10-5
Saturday: 10-4

If you need me to stay late all you have to do is call and let me know!

Creative Hands Word Search

July

T D C R L M L K F Y O N I A Z V S E P F E V N E
H S A L J R J R H L M O D W K K A B I S U B T B
O E U L B Y I E I I G C T H R Q G E I H T X I U
T H D J A E A Q D M C V T O D F T N T A K A S K
D T E O N S C D Q A O A W U I I D Q O M M F R J
O O R D T A O D I F R E O M H E C I I K S Y E S
G Z S B X C L T Q L R A O W P H E T R Q O R G P
S N I G H T E A A I O D P E N V B H T Y E Q R Y
D M I D J Y S M F T E H N U P Y Z Z A L N B U L
S C O U E P L F W E O D F B V H S I P O Q J B R
B T L T I C A U R Q E P P L I B E R T Y R H M B
A Y R O I V W F E N S E T A T S D E T I N U A V
N N O I Y Y G R C Y B X X Q Y P E E S S E Y H U
J C T T P N T E Q S U Q B G D F X M W P O U G I
S T H P T E Y A T M M C B L G Z G I T G G Z Z G
T J S U Z H S J W Z A V Z M A K M A T Y M Q K H
A C I R E M A Z Y K L Y Z T J M X F L V C X R H
H T R U O F L N A E P L J L I E M C Z F P K Z P
D A X R L U W L K B B Q S N C Y M V T X S Y Z R
S P A R K L E R S F K G G M H I I X F F S K J F
Q A P Q L Q V W Y R U I S X I N Q O D U H G F J
K U D E P Q R Q G Y I L B X P I J N A S E S Z K
S K C P O V I Y V K S M M Z S N R B V L Z K I V
J R Q T E U V Q J A B P V R B Y C I Z T D B K X

AMERICA	INDEPENDENCE
BBQ	JULY
BLUE	LIBERTY
CHIPS	NIGHT
COLESLAW	PARADE
FAMILY	PATRIOT
FIREWORKS	POTATOSALAD
FLAG	RED
FOURTH	SPARKLERS
FREEDOM	STARS
FRIENDS	STRIPES
FUN	SWIMMING
HAMBURGERS	THANKFUL
HOLIDAY	UNITEDSTATES
HOTDOGS	WHITE

Favorite Recipes

"This three-layer salad includes a pretzel crust, cream cheese center, and strawberry top."

Original recipe makes 16 servings [Change Servings](#)

- 1 1/2 cups crushed pretzels
- 4 1/2 tablespoons white sugar
- 3/4 cup butter, melted
- 1 cup white sugar
- 2 (8 ounce) packages cream cheese
- 1 (8 ounce) container frozen whipped topping, thawed
- 1 (6 ounce) package strawberry flavored Jell-O®
- 2 cups boiling water
- 1 (16 ounce) package frozen strawberries



1. Preheat oven to 350 degrees F (175 degrees C). Mix together the pretzels, 4 1/2 tablespoons sugar and melted butter. Press into the bottom of a 9x13 inch pan. Bake for 10 minutes, or until lightly toasted. Set aside to cool completely.
2. In a medium bowl, beat the sugar and cream cheese until smooth. Fold in whipped topping. Spread evenly over the cooled crust. Refrigerate until set, about 30 minutes.
3. In a medium bowl, stir together the gelatin mix and boiling water. Mix in frozen strawberries, and stir until thawed. Pour over cream cheese mixture in pan. Refrigerate until completely chilled, at least 1 hour.

	Monday	Tuesday	Wednesday	Thursday	Friday	Saturday
		1	2 Emb BOM 1:30	3	4 Closed Happy 4 th of July!	
6	7	8 Woolies BOM Main Street Strippers 5:30	9 English Paper Piecing 1:30 or 6:00	10 Mitered Borders 1:30	11	12
13	14	15 KC Star BOM 1:30	16 Deck the Halls Coloring	17	18	19 Winter Painting BOM Happy Birthday Dad!
20	21	22	23 Foundation Paper Piecing 1:30	24	25	26 Foundation Paper Piecing 1:00
27	28	29	30 Plain & Fancy BOM 1:30 or 6:00	31 Bargello 1:30 or 6:00		

July 2014

	Monday	Tuesday	Wednesday	Thursday	Friday	Saturday
					1	2 Winter BOM make up class 11:00
3	4	5	6 Embroidery BOM 1:30	7 Bargello 1:30 or 6:00	8	9 Winter BOM 11:00
10	11	12 Woolies Main Street Strippers 5:30	13	14 Bargello 1:30 or 6:00	15	16
17	18	19 KC Star BOM 1:30	20	21 Bargello 1:30 or 6:00	22	23 Kindness Canvas 11:00
24	25	26	27 Plain & Fancy BOM 1:30 or 6:00	28	29	29
30	31					

August 2014

Upcoming Classes

Are you confused when it comes to mitered borders???

Then come join us for 3 hours and learn how to do them with confidence!

Instructor: Leona Ragsdale July 10 at 1:30 or 6:00. Reg. \$5.00, Class fee:\$20.00



Kindness Canvas Painting Class, August 23rd. Come join us for this 1 day class to make this beautiful 12x24 canvas! Class fee: \$35.00 includes all supplies, just bring your paint brushes! Instructor: Sheryll Bentley




Plain & Fancy
The fabric has been ordered!
This 12 month BOM will start July 30!
Registration \$15.00 (includes your pattern price) and \$23.50 per month (this includes a 20% discount!!!).

Deck the Halls
Coloring Day July 16
Learn how to use regular colored pencils on fabric!
Class fee \$10.00 (includes pattern & fabric), bring your own colored pencils!
Instructor Sheryll Bentley



Foundation Paper Piecing We have 2 classes July 23rd or July 26th! Just pick which day works best for you! Instructor Cheryl Hunter has designed a pattern for us! Registration & Fabric Kit Fee: \$35.00 (includes 3 1/2 yards of fabric!)
Class fee: \$20.00 (includes all paper & pattern!)



Bargello quilt class

July 31 & Aug 7, 14, 21 (1:30-4 or 6-8:30)

This will be a series of 4 classes! Piecing and Sewing Experience required. You'll create strip sets, slice and dice them, and arrange the values using a number chart for flawless results. Instructor Leona Ragsdale

Registration fee: \$5.00 Class fee \$50.00, Book fee \$20.00 (regular price 27.99) plus cost of fabric.

English Paper Piecing July 9th: Do you love handwork? Do you love precision work? Then this class is for you! Come learn how to make these beautiful flowers!
Class fee: \$15.00 Kit: \$10.00 (please pre-pay for your kit so that I can get it ready for you!) Instructor: Cheryl Hunter



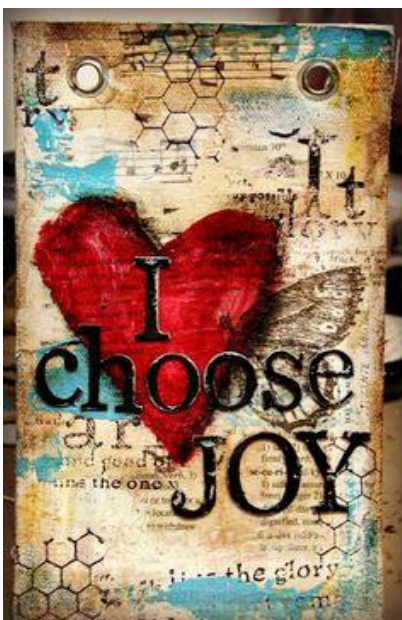
Class Policy

All classes are filled on a first-come, first serve basis. Classes fill FAST and are limited in size. **Registration fee is due at sign up.** If you need to cancel or reschedule, we would appreciate 12 hours notice.
As a courtesy to others, no babies or children under 8 are allowed. Children over 8 are welcome to attend if they have paid the regular class fee and are accompanied by an adult registered for the same class.
Please arrive early for classes, as they will begin on time. Please check each class description for supplies you need to bring or come early and we'll be happy to assist you with finding what you need.
Class participants receive a 20% discount on any purchase made during class.

COMFORT QUILTS	
Recommended sizes . . .	
• Hospice Bed	63"x80"
• Neo Natal	36"x36"
• Crib	34-36"x48"
• Wheel Chair	36"x48"
• Nap Quilt	40"x55-60"

Painting Tips

Mixed Media is all the rage right now! I love some of the pieces but some of them are even a little too much for me! Just wanted to share some of the ones that speak to me! All of these are from Pinterest (I do not know the original artist)! Did you know that Creative Hands has a pinterest page???? You should follow me! I am sure we will have a mixed media class soon!



Creative Hands Quilt Shop
And Decorative Painting Store
1907 W Foxwood Drive
Raymore, MO 64083

July Club and Group Updates

Main Street Strippers: 7/8 at 5:30, don't forget to bring show n tell

Heart 'N Tolars: Have a great summer, see you Sept. 14th

Embroidery BOM: 7/2 at 1:30

Plain & Fancy: 7/30 at 1:30 or 6:00

KC Star BOM: 7/15 at 1:30

Winter BOM: 7/19 at 1:30

Weekly Sales:

July 8th-12th: All patterns & books 30% off

July 22nd-26th: All notions 30% off

July 28th-31st: All batiks 30% off

All month we will have Christmas in July specials in addition to our regular weekly sales!