

Quilt N Paint News

Creative Hands Quilt Shop and Decorative Painting Store
120 Main Street, Belton, Mo. 64012 (816)331-1992
www.creativehandsquiltnpaint.com

January 2014

A Note from Sheryll

All,

Happy New Year! May each of you have a wonderful, healthy 2014!

Thank you, thank you for making the 12 days of Christmas a huge success! We emptied over 60 bolts of fabric! Whew, that is a lot!

Thanks to Leona, Sandy, Anita, Elaine & Donna for all of their help with inventory! We were able to get it all counted in one day! It has taken me 4 days so far to get everything entered and reconciled! Glad it only happens once a year!

Please note the *Summer Fun BOM classes will begin January 19th*. If you signed up please let me know if you will still be attending. The patterns are here and the kits are cut!!

Check out the 2 new BOM's that we are looking at starting in the Spring – just let me know if you are interested in either one!

Are you looking for any type of class in particular??? Just let me know and I will see if I can set one up!

Don't forget to sign up for our UFQ group! If you signed up for our 2012 challenge and have not yet shown me your finished projects you have till January 14th to bring them in to get a ticket to win a bag of quilting goodies!

Are you thinking about redoing your sewing room this winter??? Then you have to come in and check out this new collection by Dan Morris for RJR. Love it! Need curtains out it!



Happy quilting & painting,
Sheryll

Inside this issue:

Word Search	2
Calendar	3
Clubs & Groups	5
Upcoming Classes	4
Quilting Tips	5
Painting Tips	5

- Store Hours:
Sunday: Closed
Monday: Closed
Tuesday: 10-
Wednesday: 10-5
Thursday: 10-5
Friday: 10-5
Saturday: 10-4

If you need me to stay late all you have to do is call and let me know!

Creative Hands Word Search

Happy New Year

U Z R O B I N T T T K S A U N T X E U H M T R P
 H Q A Q Q M O D Q R U C R W H S U C M W I S E C
 H E C N W A F M I U A T O G N D N T R M Y T M H
 Q B V A S T T Q D T B D I L F M U O E S S I A S
 N O I T U L O S E R T N I Z C X M S W P N S E R
 A L I K U F W T P N D E Q T E A S C T A R C R R
 U N R B W C B C U I M G F D I Q D C I R O V T V
 G W J C I R R O M G U L O N U O C H M K H Z S Q
 Z L K K V A C F X H E P J A O P N E E L E X A M
 L L H Z E F O J A N U A R Y V C J E H E B G L H
 S Q Q Y E E X V Z K C E L L R B S R L R O Z G H
 A T W O K J V P T N E J N N J K V S R S T T O J
 I E L O N R B R V W L V M U K R O F T G G V X Y
 N Z R I N G I N T H E N E W Y E A R Q V L U K W
 J T E A K A S L C B B L M T S Y A H J X P J U Q
 S K G N N W X S W M R D V Y A P H F N T M E U N
 T M Z Q O A W T D R A A G E H R I O K D S N H P
 U E B E Q A H G K C T H F K O C B I N W X G Q E
 G B R B V S R F F L I H O N E C C E I A F A N S
 H O U R G L A S S E O F H L T M L X L Y P P I M
 R A D N E L A C K C N N X S I I C O P E T M T X
 V G X R D Q Z G J O P J A L F D F F C G C A D X
 A H R L B A B Y C B N O N Z H Q A G W K O H D Y
 K I Y P P A H V D P T T A H Z P U Y X G K C Z Y

BABY	JANUARY
CALENDAR	NEWYEAR
CELEBRATE	RESOLUTION
CELEBRATION	RINGINTHENEWEAR
CHAMPAGNE	SNOW
CHEERS	SPARKLERS
CLOCK	STREAMER
CONFETTI	STROKEOFMIDNIGHT
COUNTDOWN	TIME
HAPPY	TIMESSQUARE
HAT	TOAST
HOLIDAY	TOASTING
HORNS	TRADITION
HOURLASS	TUXEDO
ICE	TWELVEOCLOCK

Favorite Recipes

Almost Famous Honey=roasted Peanuts

- 1 tablespoon butter
- 3/4 cup almonds, blanched and slivered
- 1 pound spinach, rinsed and torn into bite-size pieces
- 1 cup dried cranberries
- 2 tablespoons toasted sesame seeds
- 1 tablespoon poppy seeds
- 1/2 cup white sugar
- 2 teaspoons minced onion
- 1/4 teaspoon paprika
- 1/4 cup white wine vinegar
- 1/4 cup cider vinegar
- 1/2 cup vegetable oil



1. In a medium saucepan, melt butter over medium heat. Cook and stir almonds in butter until lightly toasted. Remove from heat, and let cool.
2. In a medium bowl, whisk together the sesame seeds, poppy seeds, sugar, onion, paprika, white wine vinegar, cider vinegar, and vegetable oil. Toss with spinach just before serving.
3. In a large bowl, combine the spinach with the toasted almonds and cranberries.

	Monday	Tuesday	Wednesday	Thursday	Friday	Saturday
			1 closed`	2	3 Opening late 10:30am	
5	6	7	8 Embroidery BOM 1:30	9	10	11 Painted Garden 11:00
January 2014						
12	13	14 Lil Woolies BOM 1:30 Main Street Strippers 5:30	15 Summer Fun BOM	16	17	18 Watercolor Pencil on fabric 11:00
19	20	21 KC Star BOM 1:30	22	23	24	25 Snowmen Pavers Finishing Class 11:00
26	27	28	29 Stonehenge BOM	30	31	

	Monday	Tuesday	Wednesday	Thursday	Friday	Saturday
February 2014						
2	3	4	5 Embroidery BOM	6	7	8 Painting Winter BOM 11:00
9	10	11 Lil Woolies BOM 1:30 Main Street Strippers 5:30	12	13 Quilting 101 (1:30 or 6:00)	14	15
16	17	18 KC Star BOM 1:30	19 Summer Fun BOM 1:30	20 Quilting 101 (1:30 or 6:00)	21	22
23	24	25	26 Stonehenge BOM	27 Quilting 101 (1:30 or 6:00)	28	

Upcoming Classes



Summer Fun Appliqué Block of the month! 6 months
Brand new quilt designed by The Quilt Company!
Classes will January 19th
Registration: \$10.00
Class fee: \$20.00 per month (includes pattern, fabric, buttons, ric rac....)
Does not include backing fabric



Quilting 101 with Leona Ragsdale

Class will begin February 13th for a series of 6 classes. This is a beginner's class for people that have sewing experience.
Instructor: Leona Ragsdale
Registration fee \$5.00 Book: \$15.50 (class price), regular price \$21.95
Class fee, \$80.00 (Half due at first class, balance due 2nd class)
The day class is FULL, however we still have a couple of spots in the evening class. Please let me know if you are interested!

Heirloom Kansas City Star Block of the Month

Starts January 2014.
This quilt showcases quilt blocks originally printed in the Kansas City Star Newspaper.
Measures 109" x 109" We will be using Kansas Trouble Fabrics, by Moda for this beautiful quilt!
Call today to reserve your spot!

Cost: Registration \$5.00
Pattern: Regular price \$29.99, club price, \$21.00.
Monthly kit \$19.50 (does not include backing fabric). Backing set may be ordered for \$99.00 or added into monthly kit price for an additional \$8.25 a month.



A to Z BOM
Starts in April 2014 for 12 months!
Please let me know if you are interested!
Prices and additional details coming soon!

Watercolor Pencil on Fabric:

This class will meet January 18th from 11-3. This will be a water color pencil on fabric class. No experience needed! All supplies will be furnished. Instructor: Sheryll Bentley
Registration: \$5.00
Class fee: \$15.00



Plain & Fancy BOM by Quilting Treasures! Oh my but this is one beautiful quilt! I have ordered the shop kit and will have it made so that you can see it! Classes will start in April probably! Please let me know if you are interested!


Winter Party Painting BOM starts February 8th! So you love all things winter and want to learn how to paint, or already know how to paint and just want to be motivated? Then this is the class for you! Instructor: Sheryll Bentley
\$5.00 Registration
\$15.00 per month

Class Policy

All classes are filled on a first-come, first serve basis. Classes fill FAST and are limited in size. **Registration fee is due at sign up.** If you need to cancel or reschedule, we would appreciate 12 hours notice.
As a courtesy to others, no babies or children under 8 are allowed. Children over 8 are welcome to attend if they have paid the regular class fee and are accompanied by an adult registered for the same class.
Please arrive early for classes, as they will begin on time. Please check each class description for supplies you need to bring or come early and we'll be happy to assist you with finding what you need.
Class participants receive a 20% discount on any purchase made during class.

Quilting Tips

Check it out.....do you have problems with you cardboard pieces slipping on you when you are doing English paper piecing???? Me too, so in looking on Pinterest I found this great tip! Just punch a hole in the card board piece and pin through it!



OLFA Cutting Mats love moisture!

It is recommended that you soak your mat from time to time. Your self healing mat loves moisture.

To soak it, put your mat in a bathtub or large container (would have to be large so it can lay flat) and soak it for 15-20 minutes in a solution of 1/4 cup white vinegar to every gallon of cool water. Let me repeat, **cool water**. Do this every so often to help extend its useful life.

Then use a squirt of mild dishwashing soap (Ivory) and clean the mat with a mushroom brush (**soft** is the key word here). The purpose of this gentle scouring is to remove the fibers that get trapped in the cuts marks preventing the cuts from "healing".

Keep 'em clean, keep 'em moist, keep 'em flat and NO heat. Your cutting mat is not a coffee cup coaster!





Creative Hands Quilt Shop
And Decorative Painting Store
120 Main Street
Belton, MO 64012

January Club and Group Updates

Main Street Strippers: Jan. 14th, don't forget your pen & ink iris, we will be painting them!

Heart 'N Tolars: Jan 12th

Painted Garden: Jan 11th at 11:00

Stonehenge BOM: Jan. 29th at 1:30

Embroidery BOM: Jan 8th at 1:30

Summer Fun BOM: Jan 15th at 1:30

KC Star BOM: Jan 21st at 1:30

The **AMERICAN SEWING GUILD** will meet in January at the library in Belton at 1PM on Tuesday

Weekly Sales:

Jan. 2-4: All left over Christmas is 40% off!

Jan. 7-11: All juvenile, fossil fern, 30's fabrics 30% off

Jan.14-18: All books, notions & thread 30% off

Jan. 21-25: All batiks, Kansas Troubles & fairy frost 30% off

Jan. 28-31: I'll think about it and let you know!