

Quilt N Paint News

Creative Hands Quilt Shop and Decorative Painting Store
1907 W Foxwood Drive, Raymore, MO 64083 (816)331-1992
www.creativehandsquiltnpaint.com


February 2015

A Note from Sheryll

All,


I don't know about you but this weather is driving me nuts. I was able to wear my flip flops on Monday & Tuesday this week! Now, I am going to the store this evening so that I will not have to get out in the snow this weekend! I think we have seen all 4 seasons this week!

Lots of new fabric and patterns coming in! Check out the new batiks that arrived this week!



Check out this adorable "Let it Bee" panel and coordinating fabric from Henry Glass & Co!
This is also a free pattern on their website! Check it out

www.henryglassfabrics.com/project/le



Inside this issue:

Word Search	2
Calendar	3
Clubs & Groups	5
Upcoming Classes	4
Quilting Tips	5
Painting Tips	5

- Store Hours:
Sunday: Closed
Monday: Closed
Tuesday through
Friday 10-5
Saturday 10-3
If you need me to
stay late all you have
to do is call and let
me know!
816-331-1992

Oh my gosh, thank you all so much for the great response to the upcoming mystery quilt! I cannot wait to see everyone's finished quilt at the end of the year!

I am so excited about 2015! I have so many ideas and lots of new things planned! Stay tuned!

Don't forget to check out the sales on the last page of the newsletter!

Happy quilting & painting!

Sheryll

Creative Hands Word Search

February

G Z H S Y T U F C E E W R Y H Q D D O U D B D B
M A S K W L C H L L N B I A R V I J G C N I K J
E I Y O M E O B C O O I P F P A P F F Y A H R I
K N O I T C E F F A W P M I E L U E X M B N X M
N Y W V O B Q Y F I Y E H E C E C R O G S M D K
L U L L R D J Z L W H S R H B N Z N B K U L K Y
T W A A G A B S L N N H A S X T D O H E H A E E
J T E B K U R Z F O J R E N N I D W G G F U X C
E U V D E R O B I W K P T N J N J B H G R K X F
M Z O N H Q M T R K Y Y Y G V E D Z L E U H Z K
C Y L M R C A S A V W Y W V H P L R V G O N D E
P Y V W Y L N Z E V A R R O W P V E H Q X W L Q
A T B Z E W C W T G S I W O R U R B O U Q U E T
R P O R H G E N W F J W R D R O Q K R A X X P G
T M R A H C H O H O I T E C F H C X G Y Z V C U
Y K A Q I X P Z F N G R K E I O N R I M I A L B
J T U N O O M N O V G R D L T P F A O D D U U D
L C N K P A Q H J Z M A S L T H J D F H T E L N
G X Q B O H O D C X K L B Q N D E Y N R I S A D
I F M M T U W W K U P Q P Z X E R A A O B Z E E
X O K Y Q G N F N E N W Z V S U W E R C F L D C
Q K W M Y S E N T I M E N T A L H D A T U I P Y
O Y K T N E Q M H H K R I N G K I R Y J X V Q Y
K W F L N U R P R V I I O C B V D H O Y R N O Z

AFFECTION	HAPPY
ARROW	HEART
BEMINE	HUGS
BOUQUET	HUSBAND
CANDY	KISS
CARD	LOVE
CHARM	PARTY
CHOCOLATE	RED
CUPID	RELATIONSHIP
DIAMOND	RING
DINNER	ROMANCE
FEBRUARY	SENTIMENTAL
FLOWERS	SWEETHEART
FOND	VALENTINE
FOREVER	WIFE

Favorite Recipes

Cherry White Chip Brownies

- 1/2 cup chopped maraschino cherries, well drained
- 1/3 cup butter or margarine, softened
- 3/4 cup sugar
- 2 eggs
- 2 tablespoons light corn syrup
- 1 tablespoon kirsch (cherry brandy) or 1 teaspoon vanilla extract and 1 teaspoon almond extract
- 2/3 cup all-purpose flour
- 1/3 cup HERSHEY'S SPECIAL DARK Cocoa or HERSHEY'S Cocoa
- 1/4 teaspoon baking powder
- 1 cup HERSHEY'S Premier White Chips
- 1/3 cup chopped slivered almonds
- WHITE CHIP DRIZZLE(recipe follows, optional)
- Maraschino cherry halves, well drained (optional)



1. Heat oven to 350°F. Line 8-or 9-inch square baking pan with foil, extending foil over edges of pan. Grease and flour foil.
 2. Pat chopped cherries between layers of paper towels to remove excess moisture. Beat butter, sugar, eggs, corn syrup and brandy in large bowl until well blended. Add flour, cocoa and baking powder to butter mixture, beating until blended. Stir in chopped cherries, almonds and white chips. Pour batter into prepared pan.
 3. Bake 25 to 30 minutes or until brownies begin to pull away from sides of pan. Cool completely in pan on wire rack. Cover; refrigerate until firm.
 4. Use foil to lift brownies out of pan; peel off foil. Cut brownies into shapes with cookie cutters or cut into squares. Garnish with WHITE CHIP DRIZZLE and maraschino cherry halves, if desired. Refrigerate until drizzle is firm; refrigerate leftover brownies. Makes 16 brownies.
- WHITE CHIP DRIZZLE:** Place 2/3 cup HERSHEY'S Premier White Chips and 1 teaspoon shortening (do not use butter, margarine, spread or oil) in small microwave-safe bowl. Microwave at MEDIUM (50%) 30 seconds; stir. If necessary, microwave at MEDIUM additional 15 seconds until chips are melted when stirred. Using tines of fork, drizzle across brownies.

	Monday	Tuesday	Wednesday	Thursday	Friday	Saturday
1	2	3	4 EMB BOM 1:30 or 6:00	5	6	7 Premier Designs Jewelry Show 1:00
Feb. 2015		10 Creative Stitchers 5:30	11	12 Buttermilk Basin BOM 1:30 or 6:00	13	14
15	16	17 Mystery BOM 1:30 or 6:00	18	19	20 Happy Birthday Mom!	21 Birds in Bloom Painting BOM 11:00
22	23	24	25 Plain & Fancy BOM 1:30 or 6:00	26 Timeless Treasures BOM 1:30 or 6:00	27	28 Ladybug Bowling Ball Painting 11:00

	Monday	Tuesday	Wednesday	Thursday	Friday	Saturday
1	2	3	4 EMB BOM 1:30 or 6:00	5 Quilting 101 1:30 or 6:00	6	7
8	9	10 Creative Stitchers 5:30	11 Buttermilk Basin BOM 1:30 or 6:00	12 Quilting 101 1:30 or 6:00	13	14 Birds in Bloom Painting BOM
15	16	17 Mystery BOM 1:30 or 6:00 & My Birthday Sale!!	18	19 Quilting 101 1:30 or 6:00	20	21 HNT 10:00am Workshop
22	23	24	25 25 Plain & Fancy BOM 1:30 or 6:00	26 Timeless Treasures BOM 1:30 or 6:00	27	28
29	30	31				



Timeless Traditions BOM Starting February 26th! 12” & 6” pieced blocks, 4 appliqué blocks set with large accent starts with an optional appliquéd border (Needle turn or raw edge!)

Cost: Registration \$10.00,

Class Fee:

Large throw size (78x78) = \$18.50 per month

Twin Size (78x90) = \$19.50 per month

Double Bed Size = 22.50 per month

Includes all fabric for top & binding, does not include backing fabric.

Includes pattern

Backing kits are available for the following prices:

Large throw size = \$45.00

Twin Size = \$45.00

Double size = \$55.00

There is only room for 2 more! Let me know as soon as possible!


Are you afraid of the “A” word??? Then this is the class for you! Come and learn different appliqué techniques! This is a one day class where you will learn several different ways to complete a appliqué project! We will learn needle turn, raw edge, freezer paper, steam a seam, blanket stitch, machine stitch.....I will be designing 4 different blocks that we will be working on! Sign up fast, space is limited. You will need to bring your sewing machine! Saturday April 18th 11:00 to 3:00 (feel free to bring your lunch)

Instructors: Sheryll, Leona & Cheryl

Cost: Registration \$5.00

Class cost coming soon!

Painting on fabric BOM
We will have a new class starting in February! We will meet the 2nd Saturday of each month!
Registration \$10.00,
Class: \$15.00 per month!
Sign up fast, class size is limited! We will be painting realistic birds & landscapes!



Quilting 101 with Leona Ragsdale

Class will begin March 5th for a series of 6 classes. This is a beginner's class for people that have sewing experience.

Registration fee \$5.00

Book: \$15.50 (class price), regular price \$21.95

Class fee, \$80.00 (Half due at first class, balance due 2nd class)

We only have 5 day openings and 1 night left so let me know as soon as you can if you are interested!

Happy Valentine's Day 🍷🍰



Do you have a bowling ball setting around with no purpose? Then come and paint an adorable ladybug (similar to the picture) for your garden!

February 28th at 11:00. Bring your own ball, all other supplies furnished!

Instructor: Sheryll

Registration:\$5.00

Cost: \$15.00

Class supplies: bowling ball, painting clothes & a bundt cake pan

Class Policy

All classes are filled on a first-come, first serve basis. Classes fill FAST and are limited in size. **Registration fee is due at sign up.** If you need to cancel or reschedule, we would appreciate 12 hours notice.

As a courtesy to others, no babies or children under 8 are allowed. Children over 8 are welcome to attend if they have paid the regular class fee and are accompanied by an adult registered for the same class.

Please arrive early for classes, as they will begin on time. Please check each class description for supplies you need to bring or come early and we'll be happy to assist you with finding what you need. Class participants receive a 20% discount on any purchase made during class.

Check out the patterns that are now in the shop!



Yes, these are done with wool felt, but did you know that you can just as easily use cotton? These are all from Cath's Pennies Designs!



Painting Corner

Did you know that if leave paint in a brush and it dries up you do NOT have to throw the brush away???? Simply make a little puddle using hand sanitizer, coat the bristles with it and let it sit in the puddle for 2-3 minutes and then swirl the bristles around in the puddle, wash with brush cleaner and presto, just like new again!!

Creative Hands Quilt Shop
And Decorative Painting Store
1907 W Foxwood Drive
Raymore, MO 64083

February Club and Group Updates

Creative Stitchers: Feb 10th: Bring the round robin top & show n tell
Heart 'N Tolers: Feb 8th. Bring all of your regular painting supplies, we will be painting pins furnished by Sheryll
Plain & Fancy: Feb 25th
Embroidery BOM: Feb 4th
Buttermilk Basin: Feb 12th
Birds in Bloom: We will meet the 3rd Saturday (21st) this month due to Valentines Day
Mystery BOM: Feb 17th
Timeless BOM: Feb 26th

Weekly Sales:

February

3rd – 7th: All books & notions 30% off

February 6th is National wear red day so come in on the 6th wearing red and get an extra 10% off of your entire purchase

10th-14th: All red fabric (must have a red background or be predominately red) 40% off

17th-21st: All Patterns 30% off

In honor of Presidents Day come in any time this week and get an extra 10% off your purchase with your military ID! (yes you can bring your Hubby)

24th-28th: All fat quarters on sale!