

Quilt N Paint News

Creative Hands Quilt Shop and Decorative Painting Store
120 Main Street, Belton, Mo. 64012 (816)331-1992

February 2013

A Note from Sheryll

A huge thank you to all of you who came for the "Visit Your Local Quilt Shop Day"! It was great seeing everyone! I am so blessed to be able to live out my dream because of all of you!

Are you wishing you were on a warm beach somewhere instead of here? Then you have to check out the new HuLaLa fabric from Loralie! It just screams beach bag & beach blanket!!



Make sure you check out the weekly sales on the last page of the newsletter! I know quilting is an expensive hobby so I try to help out how I can!

Happy quilting & painting!
Sheryll

Inside this issue:

Word Search	2
Calendar	3
Clubs & Groups	1
Upcoming Classes	4
Quilting Tips	5
Painting Tips	6

- Store Hours:
Sunday: Closed
Monday: Closed
Tuesday: 10-
Wednesday: 10-5
Thursday: 10-5
Friday: 10-5
Saturday: 10-4

If you need me to stay late all you have to do is call and let me know!

Creative Hands Word Search

There's Love in the air!

I P J E H B B S A Y L E J X O V R N L L H N S Y
E A V K E P A E E V U F D E C N A M O R S E Y D
J O Z M R I B S Q C L Q N G Z V Y J O B T K U N
L L I V L N Y Q U O R I E N I T N E L A V T S A
L N L E A K S N W I T E O W G I A O L L R A W C
E E L H V B B E E N T K T X O S Q O I L P D E P
F T A J Y N R F E T Q O Q A Y R C L T O K E E D
H R K I S S E L J I T V R I D O R E F O C V T S
S A I N T V A L E N T I N E H M U A D N Q O S K
H E I S P V T Q O E C Z M C M Q I X D S R L B T
T H K H I O H I Q B E K F S U D V R H N Z E B B
S T C E W R N L R R O O U O F B A S E G A B K A
M E B P P N C K V A X Y B Y X H D T N R P W F L
N E S L R M I D G O S A F T R A E H E B I U O N
W W D O R L Q F B E H G K R W V H L E J P M S B
H S X S R D F C N P H N Z O I N Q A K C Y L W F
C T Y G L J H T Y N D K O Y J E U S M O O C H M
M B L H C L I V R O C Z F H K Z N T I S B S E B
K K V C O M N A F N A R C O E U K D B X J R P K
R P M W E V K I T N R U W Z D Y B K Y P E G E V
X E N N Z G X D U C S Y U Z T D W F U R F H M M
N F T H N H P H F M Q T F J K H J V L A W P R C
S A B E T R O T H E D Y H O L N I G C Q C D K L
L Y T C V O C D E R Y A A N I B Q B T U P Y C W

BABYSBREATH
BALLOONS
BEAU
BELOVED
BEMINE
BETROTHED
BOUQUET
BOWANDARROW
BOXOFCHOCOLATES
BOYFRIEND
CANDY
DATE
FLOWERS
HEART
KISS

LOVE
PINK
RED
ROMANCE
ROSES
SAINTVALENTINE
SECRETADMIRER
SENTIMENTAL
SMITTEN
SMOOCH
STVALENTINE
SUITOR
SWEETHEART
SWEETS
VALENTINE



February Club and Group Updates

Main Street Strippers: February 12th, bring your row and be ready to swap!

Thimbleberries: February 19th 1:00

Heart 'N Tolars: February 10th, 1:00 pm, bring calendars and class ideas!

American Sewing Guild: A sew-in is scheduled for Tues. Feb. 19 at 10AM-noon, making items for a local women's shelter. Visitors are welcome. You may bring your machine, and/or just bring yourself, and/or even bring a friend. There will be plenty of work to do. Hancock's in Belton. Info: Anita, 540-2096.

Painted Garden: BOM: Bring 14x14 fabric square, paint brushes!

Sew As You Go BOM: Block 5! February 20th

February 2013

	Monday	Tuesday	Wednesday	Thursday	Friday	Saturday
					1	2 Garden Royalty Groundhog day
3 Superbowl Sunday	4	5 Stain Glass	6	7	8	9 Painted Garden
10 Heart N Tolers 1:00	11	12 Fat Tuesday	13 Ash Wednesday	14 Happy Valentines Day!	15 Tablerunner with Annalou 1-3 or 6-8	16
17	18	19 Thimbleberries 1:00 Skills Class	20 Sew as you go BOM 1:30 & 6:	21	22	23 Sashay Yarn Class
24	25	26 Skills Class	27	28		

	Monday	Tuesday	Wednesday	Thursday	Friday	Saturday
					1 Open Scrapbook Night 6-???	2
3	4	5 Skills Class	6	7	8	9 Painted Garden
10	11	12 Main Street Strippers	13 Open Sew	14	15	16
1 March 2013 Patrick's Day		Skills Class	20	21	22	23 Embroidery & Cross Stitch
24	25	26 Skills Class	27	28	29	30
31 Easter Sunday						

Upcoming Classes

Your Painted Garden

Do you love flowers? Have you always wanted to learn how to paint? Here is your chance! We will be starting a series of 12 blocks on black fabric in February! The cost is \$10.00 registration fee and \$15.00 per month plus fabric! All paint will be supplied! Instructor: Sheryll Bentley Please let me know if you would like to sign up! Classes fill fast!

60 Degree Table runner with Annalou

February 15th 1:00-3:00 or 6:00-8:00

Come and use our gorgeous border fabric to make an awesome table runner! Fabric in picture is not what we will be using!

Registration \$10.00 (includes pattern),
Class fee: \$20.00 plus fabric



Sashay Yarn, learn to knit or crochet one of these fabulous scarves!



Class fee \$15.00 (includes one skein of yarn)! Instructor: Mike Young & Leona Ragsdale
Will need circular needles size 6-8 of any length for knitting or Size J crochet hook for crocheting.

Beginners Skill Building Class

In just 5 sessions starting February 19th you will learn how to do strip piecing, make a log cabin block, learn machine and hand quilting, & hand appliqué for only \$25.00 a class plus fabric. Instructor: Fran Pralle
\$10.00 Registration fee.

Do you scrapbook? Do you like to make cards? Have you always wanted to learn how? Do you like visiting, laughing & eating? Then come and join us for our first open scrapbook night March 1st from 6- whenever! There is no charge! Just bring your stuff and hang out! Please let me know if you are planning on attending!

Do you want to learn how to embroidery or cross stitch???? Then sign up for our class on March 23rd! We will walk you through the basic stitches and help you start your first project! Class Fee \$20.00 includes all supplies needed! Instructor: Sheryll Bentley & Leona Ragsdale

As a courtesy to our instructors if you are signed up for a class and are not able to make it please give us a call and let us know! 816-331-1992

Thanks so much!

Butterflies & Blossoms
April 18th at
1:30 or 6:00

\$20.00 deposit
This class will begin in April!
Sign up fast as seating is limited!
Instructor: Leona Ragsdale

Class price to be announced!



Class Policy

All classes are filled on a first-come, first serve basis. Classes fill FAST and are limited in size. **Registration fee is due at sign up.** If you need to cancel or reschedule, we would appreciate 12 hours notice.

As a courtesy to others, no babies or children under 8 are allowed. Children over 8 are welcome to attend if they have paid the regular class fee and are accompanied by an adult registered for the same class.

Please arrive early for classes, as they will begin on time. Please check each class description for supplies you need to bring or come early and we'll be happy to assist you with finding what you need.

Class participants receive a 20% discount on any purchase made during class

Quilting Hints and Tips

Adding a Hanging Sleeve

from *Vintage Quilts* Fall 2000 Issue

1. Cut a 10"-wide strip of washed muslin or cotton fabric, making it 1" shorter than top edge of quilt.
2. Turn under and press 1/2" at each short end, then turn and press again (**Diagram I**). Stitch in place.

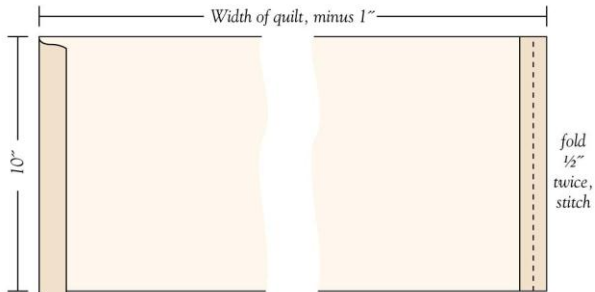


Diagram I

3. With wrong sides together, stitch long edges together 1/4" from raw edges (**Diagram II**).

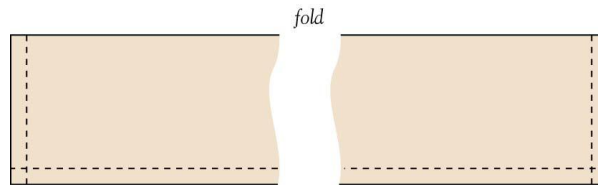


Diagram II

Press seam open and center it in the tube you've created (**Diagram III**).

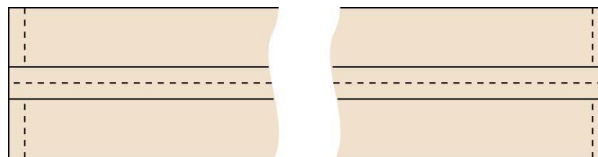


Diagram III

4. Slipstitch the top edge of the tube to the quilt backing about 1" below the inner edge of the binding (**Diagram IV**).

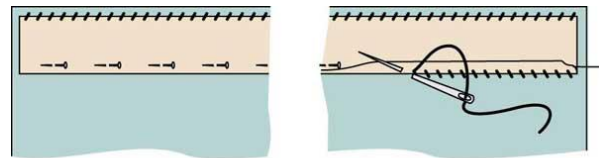


Diagram IV

5. Pin lower edge of sleeve to backing, placing pins 1/4" from lower edge. Turn the folded sleeve edge up and slipstitch sleeve to quilt backing, catching only the lower layer of sleeve (**Diagram IV**). This allows for a little slack so the sleeve takes the weight of hanging, not the quilt. Make sure that the stitches go through only the backing fabric—they should not be visible on the quilt surface.

6. Slip a rod or strip of lath through sleeve and hang in desired location on nails or decorative brackets.

Painting Hints and Tips

PATTERN SIZING

Let's say you have a line drawing or a pattern or an image you need to resize. You want to make that line drawing fit onto a certain surface. But the line drawing is either too small or too large.

Now, I'm no math genius but I came across this very useful measuring tip. (Those of you who can balance cheque books and do math in your head can stop giggling now!)

EXAMPLE FOR REDUCING: Your pattern is 15-inches long and you need to make it 12-inches long. Simply take 12, divide by 15 which equals 0.8, then multiply that by 100 for a total of 80. Now you can set the copier or scanner to reduce at 80%.

EXAMPLE FOR ENLARGING: Your pattern is 12-inches long and you want to enlarge it to 15-inches. Take 15, divide it by 12 which equals 1.25, then multiply that by 100 for a total of 125. So now you can set the scanner or copier to enlarge by 125%.

Yummy, Yummy

Duncan Hines Strawberry Brownie Shortcake

Ingredients

- 1 pkg [Duncan Hines® Double Fudge Decadent Brownie Mix](#)
- 1 (3.5 oz) pkg vanilla instant pudding and pie filling
- 1 1/2 cups milk
- 2 cups frozen non-dairy whipped topping
- 1 quart fresh strawberries

Baking Instructions

1. Preheat oven to 350 °F. Grease bottom and sides of two 9-inch round cake pans.
2. Prepare brownie mix according to package directions for cake-like brownies; pour into prepared pans.
3. Bake 20 to 25 minutes or until top springs back when touched. Cool 10 minutes. Remove from pans; cool completely.
4. Meanwhile, stir pudding mix and milk in medium bowl; mix well. Chill 5 minutes. Fold in whipped topping. Chill. To serve, place one brownie layer on plate. Top with half each of pudding mixture and strawberries. Repeat. Garnish as desired.



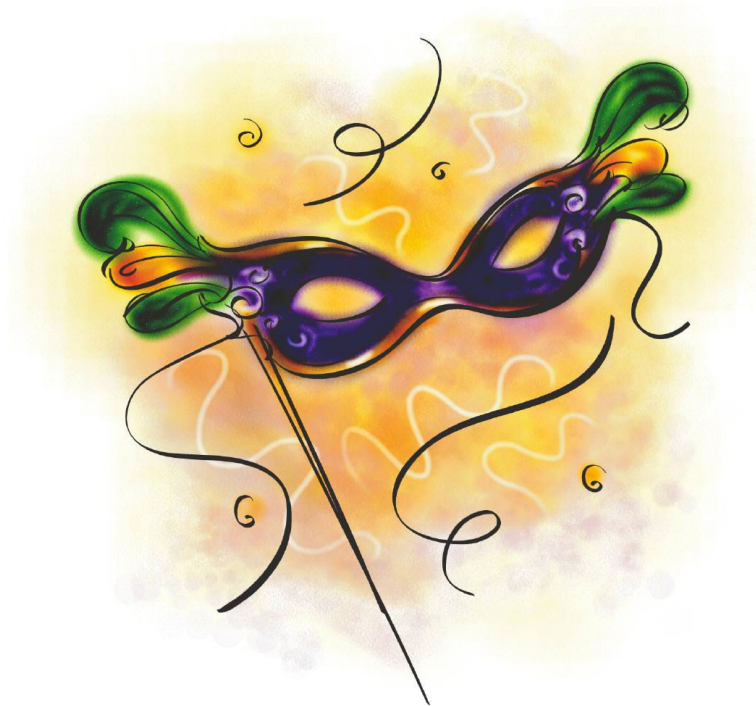
Groundhog Day

Feb 2nd

Here at Crative Hands we're celebrating Groundhog Day

If he sees his shadow-6 more weeks of winter and 25% off fabric purchases for this day. However if he doesn't see his shadow-spring comes earlier and 40% off fabric purchases for this day.

Fat Tuesday Sale! *February 12th*



All Fat quarters will be on sale!

All regular fat quarters will be \$1.25 each!

All Batik fat quarters will be \$1.75 each

Creative Hands Quilt Shop
And Decorative Painting Store
120 Main Street
Belton, MO 64012

Weekly Sales:

February 5th – 9th: All Interfacings, steam a seam, insul-bright and that kind
of stuff 30% OFF!

February 12th – 16th: Valentines week, all red, white, pink fabric 30% off

February 19th – 23rd: All books, patterns & notions 40% off!

February 26th – March 2nd: All batiks 30% off