

# Quilt N Paint News

Creative Hands Quilt Shop and Decorative Painting Store  
1907 W Foxwood Drive, Raymore, MO 64083 (816)331-1992  
www.creativehandsquiltnpaint.com

December 2014

## A Note from Sheryll

All,

We will have a food barrel here at the shop till the 15<sup>th</sup> of December! If you are able to donate any non perishable food items it would be greatly appreciated! There are 300 families in Belton & Raymore that will be receiving the items!

Can you believe there are 4 weeks left of this year??? Of course for me that means that the yearly physical inventory is looming right around the corner!! Make sure you check the calendar for the days that we will be closed for Christmas, New Year's and good 'ol inventory!

We will be doing our 12 days of Christmas again this year (starting Saturday December 6<sup>th</sup>)! We had so much fun last year! Plus it gives you some really good bargains (and me less inventory to count!!!) Stay tuned and I will send out emails each day to let you know what the special is!!

I want to take a minute and thank each and every one of you for such a wonderful year! It has been absolutely amazing! Moving to a new, bigger location in June, my Son receiving his cornea transplant, my cancer numbers staying down and most of all meeting and making so many new friends!



Ooooooolllllaaaaa, look at what just came in!!

I wanted to do something new so it's a mystery! Yep, we will be starting a mystery BOM in February! I have the pattern, and oh it is beautiful! There will be a couple of size choices! I will have more information in the January newsletter so make sure you stay tuned!

Do you have any old blankets or pet toys that you no longer need? If so I will be collecting them for Wayside Waifs!

I want to wish each of you a blessed holiday season!

Don't forget to check out the sales on the last page of the newsletter!

Happy quilting & painting!

*Sheryll*

### Inside this issue:

Word Search	2
Calendar	3
Clubs & Groups	5
Upcoming Classes	4
Quilting Tips	5
Painting Tips	5

- Store Hours:  
Sunday: Closed  
Monday: Closed  
Tuesday through  
Friday 10-5  
Saturday 10-3  
If you need me to  
stay late all you have  
to do is call and let  
me know!  
816-331-1992

# Creative Hands Word Search

## December

I X N S I A C L H H U S H S E B F I S X Z F K M  
W X N R A A E M O P A A A P N D E T T N X I F I  
A O I K N D I L T F L N I M J O N L J B S K D B  
W K Z D I R X Y C N B D U K T E W I L Y H K G X  
K P L E L G Q H H N U A I K M S N M T S O F U I  
F E R V F K G C O E J I K A K G I D E B P C X E  
S D D Y W J L G C C O K N A L A J R U N P I F N  
I O Z Q L F I Z O I J R W E K S H M H W I T R A  
O L W I V B X P L A O S B P A Q Q O A C N C H C  
Z B A W P D J L A J Q E U T U R D M P M G E C Y  
T N Y H M O P I T N L X J S O Q B R Y S G H A D  
X S D W U L D E E L D A E R B R E G N I G T E N  
K B I H K L D Q S T V B R R R R X T D Q N W W A  
X F T L S K D Z V R O S L E G N A U J A K Z K C  
C U F R T Z T N D E J D G H W S T X S A J Q W G  
F P S V F C H J A E X P U A A N D F W D B U V L  
H L D L A B Z T E L U R R R R A H Z G V Q K C X  
Z S E R I W I H A F R X K O C O O K I E S P Q S  
I J O G L M Z I T E C A S N P V Q Z J N W R V F  
O L B P N E C C J O R F G E W X R V N T U A I Q  
S R S M W K O X Y E K W B M L W D L O C X F M V  
G S O W K T E I N A X T M V Q I W N D B B Z S V  
S L J X G P X S X W S Q S E F I R E P L A C E A  
H Z M Q C B D L T Z Y P K H P L O D U R R B U S

ADVENT	HANUKKAH
ANGELS	HECTIC
BELLS	HOTCHOCOLATE
BRRRR	ICE
CANDLES	JINGLEBELLS
CANDYCANE	LIST
CAROLS	MENORAH
CHRISTMAS	ORNAMENTS
COLD	RUDOLPH
COOKIES	SANTA
DREIDEL	SHOPPING
ELF	SNOW
FIREPLACE	SNOWMEN
GARLAND	TREE
GINGERBREAD	WREATH

## Favorite Recipes

### Ingredients

#### Cake

6 eggs  
1 box Betty Crocker™ SuperMoist™ devil's food cake mix  
1/2 cup water  
1/4 cup vegetable oil  
1 tablespoon powdered sugar

#### Rich Chocolate Frosting

1/2 cup whipping cream  
1 cup semisweet chocolate chips (6 oz)  
1 tablespoon corn syrup  
1/4 teaspoon vanilla

#### Filling

1 container Betty Crocker™ Whipped vanilla frosting

#### Directions

- 1 Heat oven to 375°F (350°F for dark or nonstick pan). Line bottom only of 15x10x1-inch pan with foil or waxed paper; spray with baking spray with flour. Place paper baking cup in each of 8 regular-size muffin cups.
- 2 In large bowl, beat eggs with electric mixer on high speed about 5 minutes or until thick and lemon colored. Add cake mix, water and oil; beat on low speed 30 seconds, then on medium speed 1 minute, scraping bowl occasionally. Pour 3 1/2 cups batter into pan. Divide remaining batter among muffin cups.
- 3 Bake 14 to 16 minutes or until cake springs back when lightly touched in center and cupcakes test done when toothpick inserted in center comes out clean. If necessary, run knife around edges of pan to loosen cake. Turn cake upside down onto clean kitchen towel sprinkled with 1 tablespoon powdered sugar; carefully remove foil. While hot, carefully roll up cake and towel from narrow end. Cool completely on cooling rack, about 1 hour. Cool cupcakes 10 minutes. Remove from pan; cool completely, about 30 minutes. Save cupcakes for another use.
- 4 Meanwhile, in medium microwavable bowl, microwave whipping cream uncovered on High 1 minute to 1 minute 30 seconds or until it just starts to boil. Stir in chocolate chips and corn syrup; let stand 3 minutes. Beat gently with wire whisk until smooth. Beat in vanilla. Refrigerate about 1 hour, stirring every 15 minutes, until spreading consistency.
- 5 Unroll cake carefully, and remove towel. Spread filling evenly over cake; roll up cake. Place cooling rack on sheet of waxed paper. Place cake roll on cooling rack; frost cake. Using fork, drag tines through frosting to look like log. Let stand 15 minutes. Transfer cake to serving platter. Store loosely covered in refrigerator. Let stand at room temperature 30 minutes before serving.

An impressive chocolate cake roll filled with creamy vanilla frosting will keep the home fires burning throughout the holiday season!



	Monday	Tuesday	Wednesday	Thursday	Friday	Saturday
	1	2 Girl Scouts Pillow 6:00	3	4	5	6 BOW makeup class Crochet
7 HNT Christmas Party 1:30 Ruby Tues.	8	9 Creative Stitchers 5:30-6:00 Jose Peppers	10 Twister 1:00 or 6:00	11 Buttermilk Basin BOM 1:30 or 6:00	12	13 Winter Paint BOM
14	15	16 KC Star BOM 1:30 Christmas Party	17 Twister 1:00 or 6:00	18 Emb BOM 1:30 or 6:00	19	20
Dec. 2014		23 Happy Birthday Janet Plain & Fancy BOM 1:30 or 6:00	24 Christmas Eve, Closed	25 Christmas Day, Closed	26 Closed For Inventory	27 Closed For Inventory
28	29	30 Closed For Inventory	31 New Years Eve, Closed	1 New Years Day, Closed	2	3
30						

	Monday	Tuesday	Wednesday	Thursday	Friday	Saturday
				1 New Years Day, Closed	2	
4	5	6	7 EMB BOM 1:30	8 Buttermilk Basin BOM 1:30 or 6:00	9	10 Winter Painting BOM 11:00
11 HNT 1:30	12	13 Creative Stitchers 5:30	14	15	16	17
18	19	20	21	22	23	24
25	26	27 Plain & Fancy BOM	28	29	30	31

Jan 2015





Timeless Traditions BOM Starting in January! 12" & 6" pieced blocks, 4 appliqué blocks set with large accent starts with an optional appliquéd border (Needle turn or raw edge!)

Cost: Registration \$10.00,

Class Fee:

Large throw size (78x78) = \$18.50 per month

Twin Size (78x90) = \$19.50 per month

Double Bed Size = 22.50 per month

Includes all fabric for top & binding, does not include backing fabric. Includes pattern


Backing kits are available for the following prices:

Large throw size = \$45.00

Twin Size = \$45.00

Double size = \$55.00

Please let me know as soon as possible if you are interested so I can get the fabric ordered! Our fabric will be really close to the picture!



Join us for a brand new Embroidery BOM starting December 18th!

We will be making an adorable table runner each month!

Registration: \$5.00

Cost: \$19.00 per month

Includes all fabric for top, backing & binding.



Buttermilk Basin BOM starts December 11<sup>th</sup>. This will be offered in either wool felt or cotton! We will meet the 2<sup>nd</sup> Thursday of each month at 1:30 or 6:00!

Registration: \$5.00

The cost for the wool felt will be \$12.50 per month. The cost for the cotton will be \$11.50 per month. Both kits contain all fabric and the pattern. Each person will also receive a finishing pattern to display your blocks on each month!

It's A Mystery BOM  
Oh my gosh, I am so excited to announce this new BOM! Sign up fast, space is limited! More information coming in the January newsletter!!!

Painting on fabric BOM  
We will have a new class starting in February! We will meet the 2<sup>nd</sup> Saturday of each month! Registration \$10.00, Class: \$15.00 per month! Sign up fast, class size is limited! We will be painting realistic birds & landscapes!



#### Class Policy

All classes are filled on a first-come, first serve basis. Classes fill FAST and are limited in size. **Registration fee is due at sign up.** If you need to cancel or reschedule, we would appreciate 12 hours notice.

As a courtesy to others, no babies or children under 8 are allowed. Children over 8 are welcome to attend if they have paid the regular class fee and are accompanied by an adult registered for the same class.

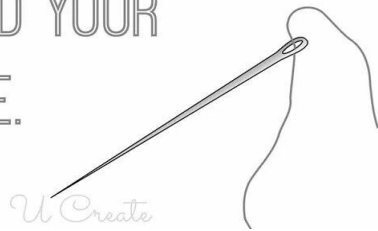
Please arrive early for classes, as they will begin on time. Please check each class description for supplies you need to bring or come early and we'll be happy to assist you with finding what you need.

Class participants receive a 20% discount on any purchase made during class.

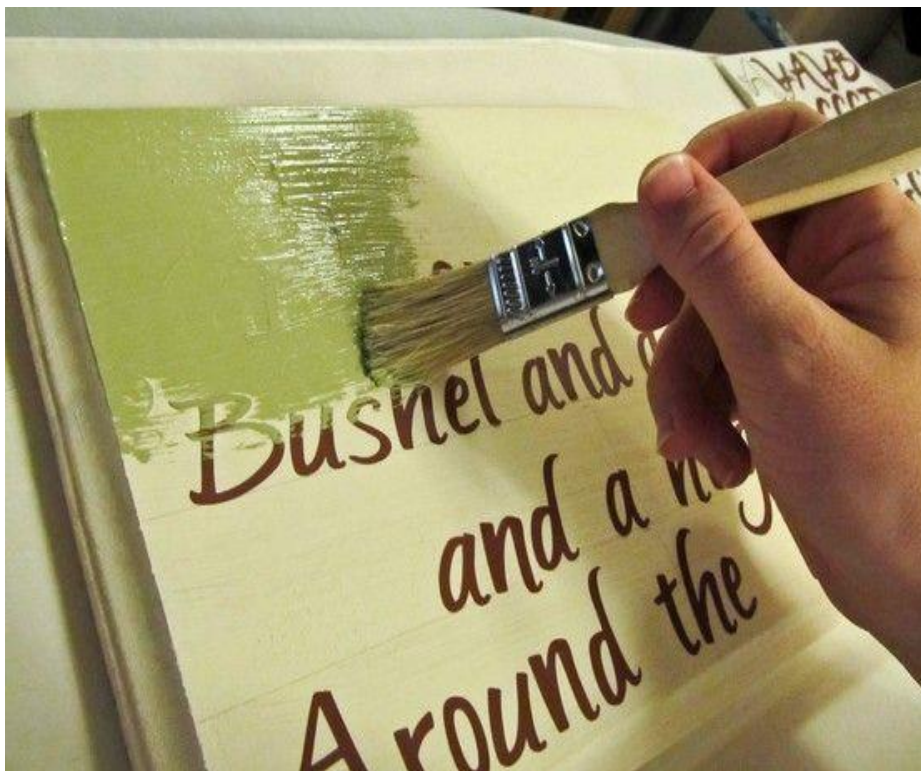


## Craft Tip:

SPRAY THE END OF  
YOUR THREAD WITH  
HAIRSPRAY TO EASILY  
THREAD YOUR  
NEEDLE.



## Painting Corner



Do you hate your handwriting??? Did you know that you can use stickers to get the perfect lettering every time? All you have to do is apply your letter stickers to whatever surface you are painting, then paint right over them and then remove the stickers! Perfect lettering!



**Creative Hands Quilt Shop**  
And Decorative Painting Store  
1907 W Foxwood Drive  
Raymore, MO 64083

## *December Club and Group Updates*

Creative Stitchers: We will be meeting at Jose Peppers at 5:30-6:00 on the 9th

Heart 'N Tolars: We will be meeting at Ruby Tuesday's at 1:30 on the 7<sup>th</sup>, don't forget your hand painted ornament

Plain & Fancy: Dec. 23<sup>rd</sup> at 1:30 or 6:00

KC Star BOM: Dec 16<sup>th</sup> at 1:30, we will be having a Christmas luncheon, please bring a side item

Winter Painting BOM: Dec. 13<sup>th</sup> at 11:00

Embroidery BOM: Please note rescheduled date Dec. 18<sup>th</sup> at 1:30 or 6:00

Buttermilk Basin: Dec 11<sup>th</sup> at 1:30 or 6:00

### Weekly Sales:

#### December

2<sup>nd</sup>-6<sup>th</sup>: All Christmas fabric is 30% off!

9<sup>th</sup>-13<sup>th</sup>: All patterns, notions & thread 30% off

16<sup>th</sup>-20<sup>th</sup>: All remaining clearance on sale!

23<sup>rd</sup>: Year end sale!